

Components & Accessories



For a Single Building		
ENTRANCE	GUARD	TENANT
16 X	4 X	500

For Single & Multiple Buildings		
ENTRANCE	GUARD	TENANT
480 X	96 X	5,000

Easy to customize – mix and match any combination of stations!

For a single building, install up to 16 entrance stations, 4 video guard stations, and 500 tenant stations or telephone line adaptors.

With the GT-MCX network adaptor, install up to 480 entrance stations, 96 video guard stations, and 5,000 tenant stations or telephone line adaptors in single or multiple buildings.

Tenant Stations & Telephone Line Adaptor



- GT-2C**
Video Tenant Master Station
(requires a separate power supply – use PS-2420UL)
- Video identification and monitoring with 3-1/2" LCD screen
 - Hands-free communication
 - Compatible with personal tenant door stations



- GT-2H**
Video Tenant Sub Master Station
(requires GT-2C)
- Video identification and monitoring with 3-1/2" LCD screen
 - Hands-free communication
 - Up to 3 per GT-2C



- GT-1C7**
Video Tenant Station
- Video identification and monitoring with 7" LCD screen
 - Hands-free communication
 - Sleek, slim design



- GT-1M3**
Video Tenant Station
- Video identification and monitoring with 3-1/2" LCD screen
 - Hands-free communication
 - Sleek, slim design



- GT-1A**
Audio Tenant Station
- Hands-free communication



- GT-1D**
Audio Tenant Station
- Handset for privacy



- GT-TLI**
Telephone Line Adaptor
(requires a POTS line and a separate power supply – use PT-1210NA)
- 1 adaptor per tenant
 - Provides ability for a single resident to answer calls and unlock doors using a telephone

Video Guard Station & Optional Video Door Station



- GT-MKB-N**
Video Guard Station
(requires separate power supply – use PS-2420UL)
- NFC programming
 - Video identification and monitoring with 3.5" LCD screen
 - Compatible with JO-DV
 - Includes desk stand



- JO-DV**
Video Door Station
(1 per GT-MKB-N)
- Zinc die cast cover
 - Fixed camera
 - Surface mount

Personal Tenant Door Stations (requires 1 GT-2C per door station)



- GT-D**
Audio Door Station
- Plastic chassis
 - Surface mount



- JK-DA**
Video Door Station
- Plastic chassis
 - PTZ camera
 - Surface mount



- JK-DV**
Video Door Station
- Zinc die cast cover
 - PTZ camera
 - Surface mount



- JK-DVF**
Video Door Station
- Stainless steel panel
 - PTZ camera
 - Flush mount
(back box included)

Power Supply, Network Adaptor, Control Units, and Accessories



- PS-2420UL**
24V DC, 2A Power Supply



- GT-MCX**
Network Adaptor
(includes mounting rail)



- GTW-DP**
Distribution Point Adaptor
(includes mounting rail)



- GT-BC**
Audio Control Unit



- GT-VBC**
Video Control Unit



- GT-1Z**
1-Way Video Distribution Adaptor



- GT-4Z**
4-Way Video Distribution Adaptor



- GTW-VOA**
Video Output Adaptor



- W-DIN11**
Mounting Rail for GT-BC, GT-VBC, GT-4Z, or GTW-VOA



- GT-BCXB-N**
Expanded Audio Control Unit with NFC Programming
(includes mounting rail)



- GT-VBX**
Expanded Video Control Unit
(includes mounting rail)



- GTW-LC**
Multi-Relay Control Unit
(includes mounting rail)



- GT-RY**
External Signalling Relay



- GFK-PS**
Urgent Call Pull Cord



- GT-HSA**
Optional Add-On Handset for GT-2C or GT-2H

Components & Accessories

Entrance Stations with Digital Scroll Buttons

Ready-to-Install Single Panel



GT-DMB-N
3-in-1 Video Entrance Station (includes PTZ camera, audio, and access keypad)

- NFC programming
- Stainless steel panel
- Flush mount with GF-3B (sold separately)
- Surface mount with SBX-GTDMB (sold separately)



SBX-GTDMB
Surface Mount Box for GT-DMB-N

Ready-to-Assemble Modular Kits



GTV-DES202B
Modular Video Entrance Station Kit (includes GT-DB + GT-DBP, GT-VB + GT-VP, GT-NSB + GT-NSP-L, GT-10K + GF-10KP, GF-2B + GF-2F x2, and GT Operation Plate)

- Zinc die cast
- Semi-flush mount (back boxes included)
- Surface mount with GT-104HB (sold separately)



GTV-DES104B
Modular Video Entrance Station Kit (includes GT-DB + GT-DBP, GT-VB + GT-VP, GT-NSB + GT-NSP-L, GT-10K + GF-10KP, GF-4B + GF-4F, and GT Operation Plate)

- Zinc die cast
- Semi-flush mount (back box included)
- Surface mount with GT-104HB (sold separately)



GTA-DESB
Modular Audio Entrance Station Kit (includes GT-DB + GT-DBP, GT-NSB + GT-NSP-L, GT-10K + GF-10KP, GF-3B + GF-3F, and GT Operation Plate)

- Zinc die cast
- Semi-flush mount (back box included)
- Surface mount with GT-103HB (sold separately)

Modular Components for Custom Entrance Stations

Mix and Match with Required Audio Module and Panel – Compatible with Direct Select and Digital Display Options



GT-DB
Audio Module



GT-DB-VN
Audio Module with NFC Programming



GT-DBP
Panel for GT-DB or GT-DB-VN



GT-VB
Video Module with PTZ Camera



GT-VP
Camera Panel for GT-VB



GT-AD
Address Module



GF-AP
Panel for GT-AD



GT-OP2
2-Module Postal Lock



GT-OP3
3-Module Postal Lock (top position open for additional module)

GT-DB or GT-DB-VN and GT-DBP (audio module and panel) are required for custom entrance stations.



GF-BP
Blank Panel (can be used as a placeholder)



GT-AC
Access Control Keypad Module



GT-HID
ProxPoint Plus® Embedded HID® Card Reader Module

Direct Select Options




GT-SW
Direct Select Module




GF-1P
1-Call Panel for GT-SW



GF-2P
2-Call Panel for GT-SW



GF-3P
3-Call Panel for GT-SW




GF-4P
4-Call Panel for GT-SW

Digital Display Options



GT-NSB
Display Module



GT-NSP-L
Panel for GT-NSB



GT-10K
Keypad Module



GF-10KP
Panel for GT-10K

Mounting Components for Custom Entrance Stations

Frames (included with modular entrance station kits)



GF-2F
2-Module Frame



GF-3F
3-Module Frame



GT-4F
4-Module Frame



GF-2B
2-Module Back Box



GF-3B
3-Module Back Box (also used for GT-DMB-N)



GT-4B
4-Module Back Box

Optional Rain Hoods



GT-203H
Rain Hood (GT-202H also available)



GT-104H
Rain Hood (GT-102H/GT-103H also available)

Optional Surface Mount Boxes (replaces back boxes)



GT-203HB
Hooded Surface Mount Box (GT-202HB/GT-303HB also available)



GT-104HB
Hooded Surface Mount Box (GT-102HB/GT-103HB also available)