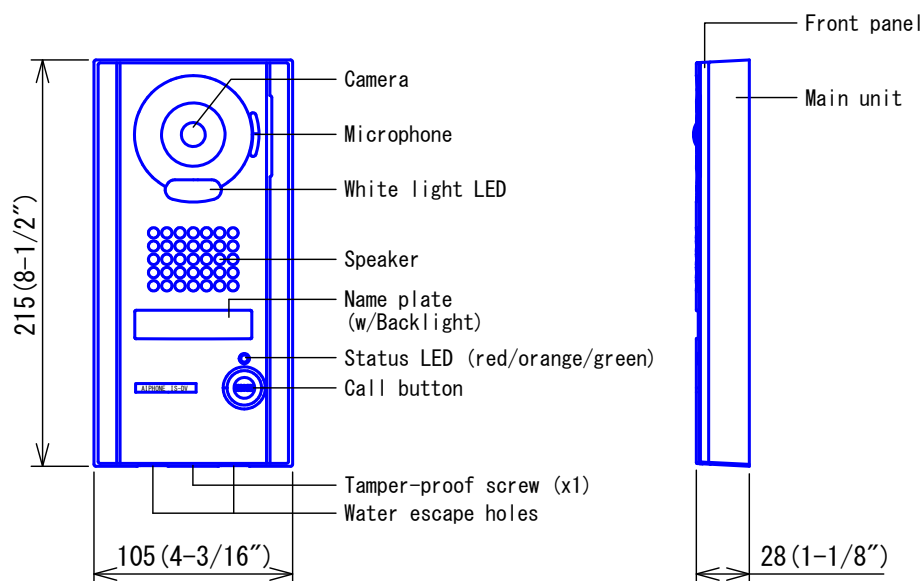
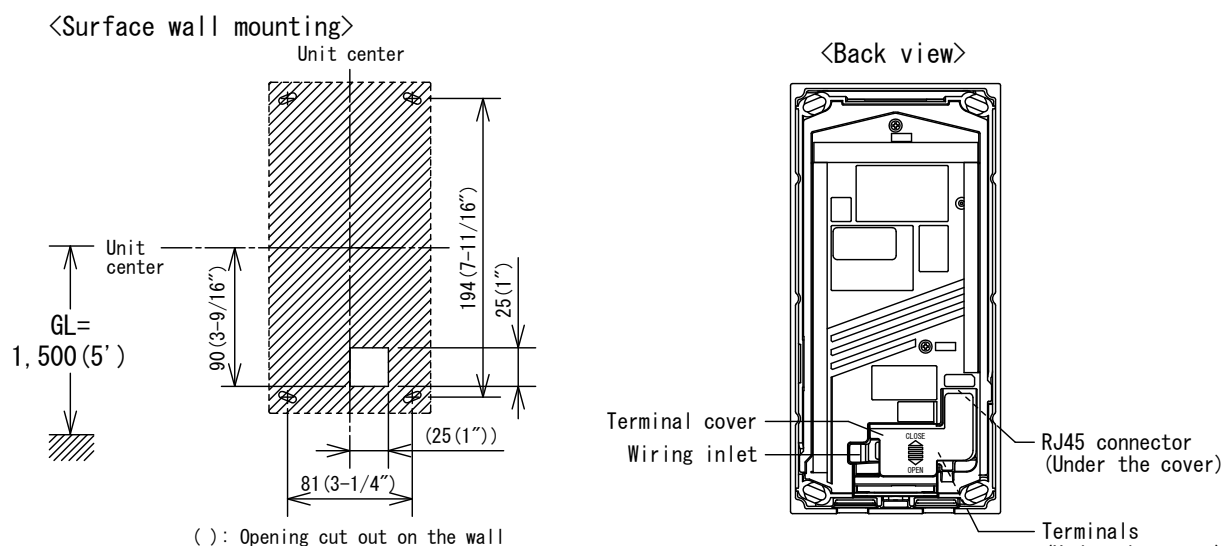


PRODUCT DRAWING



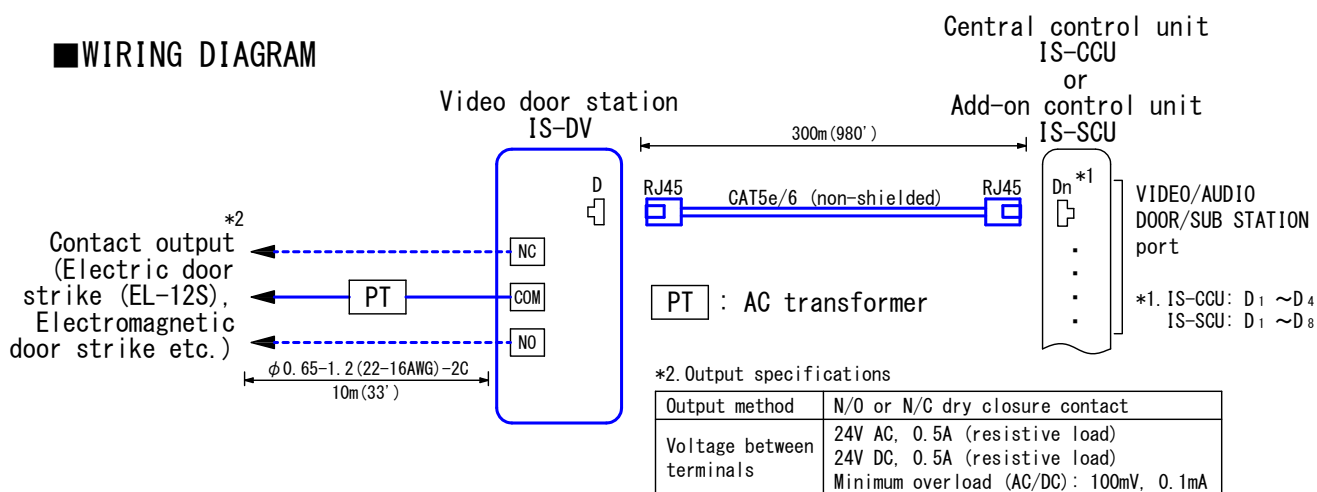
MOUNTING



SPECIFICATIONS

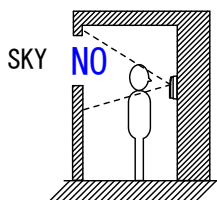
Power source	Supplied from Central control unit or Add-on control unit			
Communication	Open voice hands-free communication			
Camera	1/4 inch color CMOS			
Minimum illumination	5 Lux			
Camera angle	Wide: 170° (approx.) (Horizontal)			
Ambient temperature	-10~+60°C (14~140° F)			
Mounting	Surface wall mount (Directly to wall)			
Material	Front panel: Aluminum die cast. Main unit: Flame resisting PC + ABS resin			
Weight	520g (1.15 lbs.) (approx.)			
Color	Front panel: Dull-gray silver			
IP rating	IP54			
DESCRIPTION VIDEO DOOR STATION	(Color, Vandal-resistant)	FIG. NAME PRODUCT/SPECIFICATIONS		UNIT mm
MODEL NO. IS-DV		FIG. NO. 56984-1-3	PAGE 1/3	DATE 14 December, 2018
				REVISION 4
AIPHONE				

■ WIRING DIAGRAM

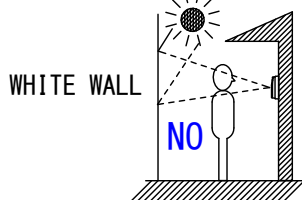


■ RESTRICTIONS

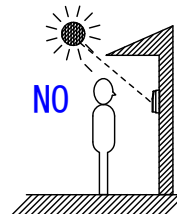
- Do not cover the water escape holes with caulking seals.
- IS-DV door station is exclusively used with IS Series Master stations.
- Avoid to install IS-DV in the following locations;



At the entrance where background is sky in upper floors of Condominiums, etc.



The background of the standing caller's is white wall.



Where the standing location is strongly sunlit.

■ FUNCTIONS

- Initiating a call to and entering communication with Master station, IP master station, PC master station or telephone (in standard (IP) system. North America only).
- It can ring multiple Master stations (programmable, up to 20 masters)
- Name plate is backlit constantly
- Inter site calling and communication (standard (IP) system)

Status LED List

Status	LED indication
Initialize	OFF
Standby	Lit (Orange)
Error *1 *2	Blinking (Red)
Door monitor	Lit (Orange)
Door Scan monitor	Lit (Orange)
Door relay (release) activation	Blinking (Green)
Door call (Normal)	Blinking (Orange) *6
Door call (Priority)	Blinking (Orange) *6
Door call (Urgent)	Blinking (Red)
Door call denied *3	Lit (Red) *4
Communication	Lit (Green)
Communication transfer	Lit (Green)
Chime (incoming)	Lit (Green)
Paging (incoming)	Lit (Green)
Forced termination *5	Lit (Red) for approx. 3 seconds

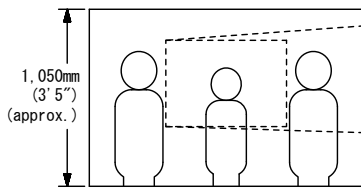
- *1. When transmission error (No transmission from or to IS-CCU or IS-SCU) occurs → Blinking until state recovery.
- *2. When the transmission error is not acknowledged before LED (error) indication timeout: Blinking and error tone continue. (Returns to the standby mode after the timeout)
- *3. Call status indication continues until "Call denied" is acknowledged.
- *4. Lit for approx. 3 seconds after the call button is pressed (ex. When IP talk channel is occupied).
- *5. Lit when the current talk path is interrupted due to a higher priority call/communication of another station.
- *6. Blinking patterns are different.

DESCRIPTION	(Color, Vandal-resistant)	FIG. NAME	UNIT	DATE
VIDEO DOOR STATION		WIRING/RESTR. /FCN.	mm	23 February, 2011
MODEL NO.		FIG. NO.	PAGE	REVISION
IS-DV		56984-2-3	2/3	1

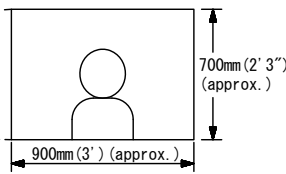
AIPHONE

■ IMAGE VIEW AREA & MOUNTING HEIGHT

● Wide



● Zoom

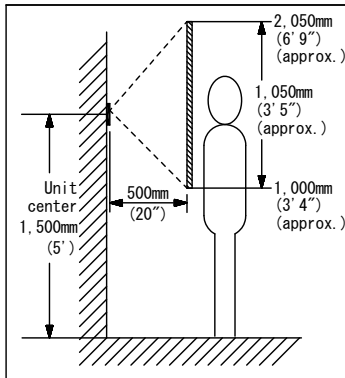


- Objects appear smaller due to greater distortion in the surrounding sections compared to the central section, but a wider area is displayed.
- Image view area depends on the camera zoom position.

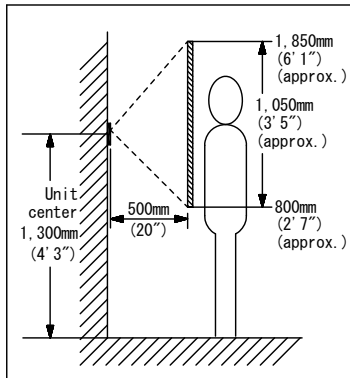
● Wide

Vertical

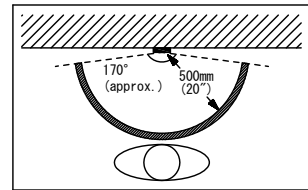
Mounting height 1,500mm (5')



Mounting height 1,300mm (4' 3")



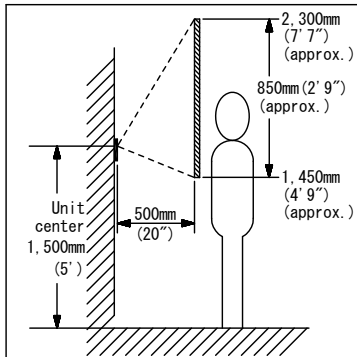
Horizontal



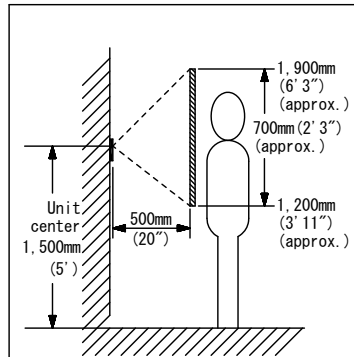
● Zoom (Mounting height: 1,500mm (5'))

Vertical

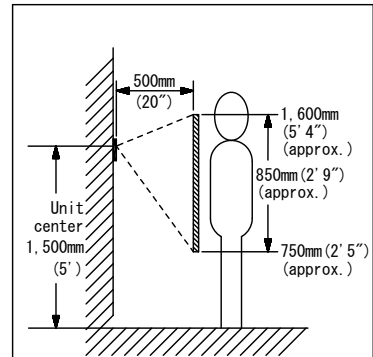
Zoom <top>



Zoom <center>

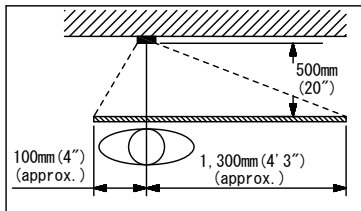


Zoom <bottom>

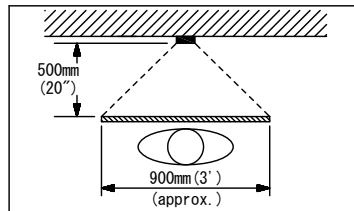


Horizontal

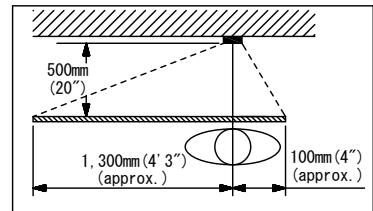
Zoom <left>



Zoom <center>



Zoom <right>



DESCRIPTION VIDEO DOOR STATION	(Color, Vandal-resistant)	FIG. NAME IMAGE VIEW AREA	UNIT mm	DATE 23 February, 2011
MODEL NO. IS-DV		FIG. NO. 56984-3-3	PAGE 3/3	REVISION 1
				AIPHONE