

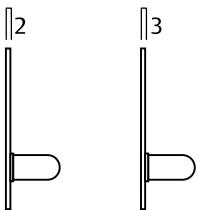
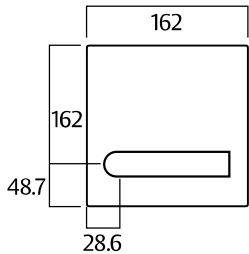
# 200 Series Artefact Square Corner Plate Furniture



The 200 Series Door Furniture Plates measure 162x162mm, and feature square corners. Concealed fixed plates have studs with internal threads located in each corner, visible fixed plates have corresponding countersunk holes and are fixed back to back through the door.

## Application

Designed for use with Lockwood Selector 3770 and Synergy 3570 Series Mortice Locks; Latches and Push and Pull doors.



SS/Brass Aluminium

## Product Details

<b>Dimensions</b>	162 x 162 x 3mm - aluminium 162 x 162 x 2mm - stainless steel and brass
<b>Door Thickness</b>	35 to 45mm standard. For doors 45 to 55mm thick, specify long fixing screws SP2000-208.
<b>Standard Finishes</b>	Natural Anodised Aluminium (NT) Satin Stainless Steel (SS)
<b>Fixing</b>	Plates are designed to fit back to back. If outside plate is specified with concealed fixing, then the inside plate must be visible fixed.
<b>Finishes Non Standard</b>	316 Marine Grade (MG) Polished Brass (PB) Polished Stainless Steel (PS) Powdercoat (PC)*
<b>Handing</b>	All plates are handed with the exception of plain plates and pull handles.
<b>Materials</b>	Aluminium, brass and stainless steel

**Note:** When using flush pulls back to back the minimum door thickness is 40mm.

\* Refer to the end of this catalogue for detailed images of all decorative finishes that suit this range.

## Standards and Compliance



Artefact 200 Series has been successfully tested up to 4 hours with a fire rated Lockwood mortice lock on fire door assemblies (depending on type of doorset) in accordance with Australian Standard AS1905.1:2005, Fire Resistant Doorsets.

Artefact 200 Series lever sets have been successfully tested to conform with Level D8 (500,000 cycles) under Australian Standard AS4145.2-2008, Locksets and hardware for doors and windows.

## D8



Anti-Corrosion

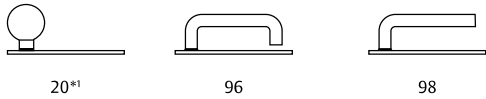


Artefact 200 Series includes levers and turns (as shown) that meet the requirements of AS1428.1-2009, Design for access and mobility.

Lockwood Artefact Series is designed, assembled and customised in Australia to suit the requirements of the Australian Market.

# 200 Series Levers and Functions

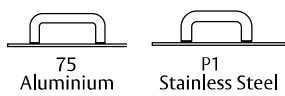
## Levers and Knob to Suit




For lever images and dimensions, see page 15.

\*1 Stainless Steel Only

## Pull Handle to Suit



## Plates



\*3 Replace NN with NS when ordering with 3770 Series

\*4 Recommended for sliding doors only

### Plates and Functions Legend

Cylinder Hole		Emergency Turn		LED	
Turnknob		Disabled Turnknob		Indicating Emergency Turn	