

ABLOY EL402 Solenoid Lock

General Description

ABLOY EL402 is typically used in the interior doors of business premises and educational buildings. The locks include a special double action bolt for quick and easy use and offer a cost-effective way of electric locking without compromising performance. The locks can be controlled by a variety of electrical impulse generating equipment such as card readers, keypads and timers. The locks can be connected to automatic swing door operators and are an excellent solution for access control systems. The new revolutionary adjustable backset feature offers unique flexibility that's never been available before. Because of its symmetrical trigger bolt, ABLOY EL402 can be used in double swing doors. The lock can always be opened mechanically by key or by thumb turn and the bolt deadlocks automatically when the door closes.

Key Features

- Field selectable Fail Safe/Fail Secure configuration
- Non Handed Symmetrical trigger bolt
- Visual Lock Status indicator
- Immediate release of Deadlocking
- Push or Pull operation
- Wide Operating Voltage
- Adjustable Backset Between 25 – 35 to suit most narrow style applications.

Applications

- Offices
- Storage rooms
- Consulting rooms
(All Narrow style)
- Top of glass doors 180°

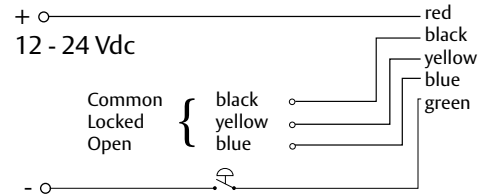
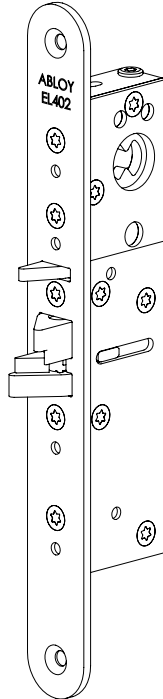
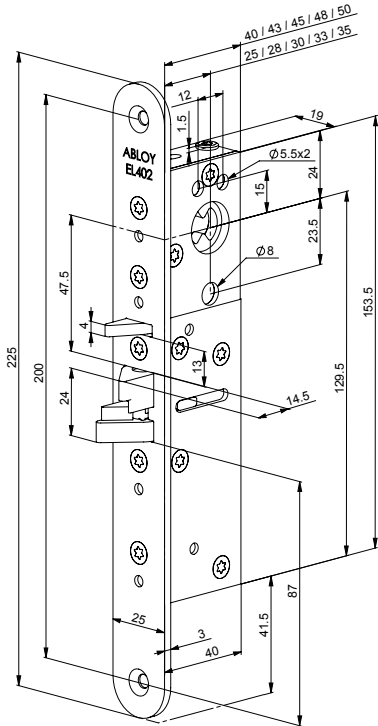
Note: The EL402 is not recommended

- For use in doors with seal force
- For use in fire doors

Note: EL 412 & EL 413 are replaced with EL 402



ABLOY EL402 Solenoid Lock



EL402 Solenoid Lock Technical Information

Voltage	12-24 Vdc -10%/ +15% STAB
Current	550mA (max) 240mA holding @12Vdc 270mA (max) 110mA holding @24Vdc
Monitoring	Microswitch 0.4A 30V AC (deadlock status)
Environment	Operational temperature range -20°C to +60°C
Case/Cover	High Purity zinc alloy
Forend	25mm
Backset	25, 28, 30, 33, 35mm (adjustable)
Latchbolts	Double action latch 14.5mm
Door Clearance	3-5 mm
Cylinder	ABLOY classic or ABLOY Disklock Pro
Cabling	Recommended cable: 18AWG (0.82mm ²) cable runs up to 30m
Furniture	ABLOY Architectural Hardware
Standard Finishes	Chrome plated forend, lock case yellow chrome plated

Specification Statement

The mortice lock must consist of High grade pure zinc alloy, the lock needs to have an adjustable backset 25,28,30,33 and 35mm. The latch bolt must be no less than 14.5mm with complete double action trigger. The voltage must be variable between 12-24Vdc with tolerance of 10% up or down. The lock and unlocked status must be fully monitored by means of dry contacts.

Ordering Information

Product Description	Part Number
ABLOY EL 402 Narrow Style Electric Mortice Solenoid Lock	EL402
Cable 6m for EL402	EA211
Accessories	
Furniture (Narrow Style)	4/0645