

Keying and Cylinders



We take the worry out of
protecting what's valuable to you.
Lockwood: *no worries*[®]

LOCKWOOD

ASSA ABLOY

25YEAR

**MECHANICAL
WARRANTY**

www.lockweb.com.au


Contents



Keying and Cylinder

Overview

page 3



Keying and Cylinder

Master Keying Information

page 4



Keying and Cylinder

MT5 Keying Platform

page 5



Keying and Cylinder

Twin Keying Platform

page 8



Keying and Cylinder

Generation Six Keying Platform

page 9



Keying and Cylinder

Cylinders

page 10

Overview

The locks, hardware and accessories that you install on your buildings all rely on the integration of the lock cylinder and the key. The lock cylinder and key constitute the keying system. The lock cylinder is central to the lock mechanism installed on your door. This combination controls who is allowed or denied access to the door.

ASSA ABLOY Australia Pty Limited manufacture a range of Lockwood Cylinders to suit residential and commercial applications.

With technological changes in the security industry, you now have a choice of how you wish to secure your premises and control the access throughout the building.

To begin with, you have a choice of a standard pin tumbler mechanism. This is a convenient system available in five and six pin variations and suitable for residential and commercial applications.

The next option is a keying system that incorporates features such as Design Registration and Patent Protection.

Control of the distribution of keys and keyblanks ensures that only authorised companies and individuals can purchase additional keys for your premises. e.g. Lockwood MT5, Lockwood Twin® and Lockwood Generation Six® keying systems.

Only security professionals who have complied with strict guidelines are able to purchase certain Lockwood restricted keying system products. These professionals maintain your keying system by verifying that the authority criteria has been met.

Once you have established the type of keying system that suits your needs, you can consult our Special Keying Advisory Service to determine the keying schedule for your building. This may be a Grand Master Key System, a Master Key System or the simplicity of one key convenience for your home.

Lockwood MT5

The MT5 Technology is the very latest used in Lockwood key systems. Two systems, MT5 and MT5+, use the technology which features the Alpha Spring, Telescopic Pins and Locking Bar. MT5 Technology offers the highest technical key copy protection of all Lockwood systems.

Lockwood Twin®

This is a keying system where the cylinder and key combination are protected by patent and the key profile by registered design.

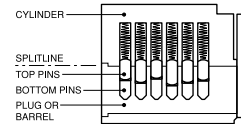
Lockwood Generation Six®

The range of key and barrel profiles in the Lockwood Generation Six system are Design Registered in Australia and New Zealand. This is a six pin inline keying system that is able to be transferred to a Lockwood Generation Six Service Centre, or can be maintained through our factory.

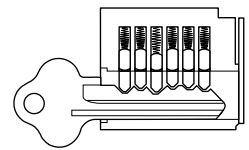
General Keying Profiles

Standard Lockwood cylinders and locks are available to be specially keyed to suit your individual requirements. This allows you to choose the keying access to suit your needs, without restricting access to key cutting.

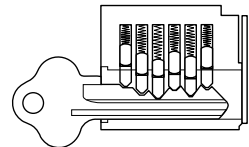
The Pin Tumbler Mechanism



A standard pin tumbler cylinder with the key removed, showing the top pins held in their locking position across the splitline between the plug or barrel and cylinder.



The same cylinder with the correct key inserted, showing pin-breaks aligned with the splitline between the plug or barrel and cylinder, allowing the key to be turned.



The same cylinder with an incorrect key inserted showing the pin-breaks misaligned with the splitline, preventing the key from being turned.



Master Keying Information

Special Keying Systems

Most Lockwood locks with pin tumbler cylinders are supplied individually keyed. To provide extra convenience and security, specially keyed systems have been developed to enable the customer to control those locks which an individual is authorised to operate.

A specially keyed system designed to meet your individual requirements can be included in the specification of a new building or can be gradually introduced into an existing complex as old locks are replaced.

Specially keyed systems tend to grow as businesses grow. Therefore, align your keying needs with your projected growth.

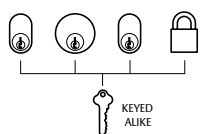
Once you install a Lockwood specially keyed system, you open a permanent line of security. Our records enable duplicate keys or additional locks to be supplied with ease and accuracy, but only on receipt of an official order, with all special keying records kept in strictest confidence.

Keyed to Differ (KD)



With a keyed to differ system, each lock can only be opened by its own individual key. All Lockwood locks are supplied 'keyed to differ' unless a special keying system is requested.

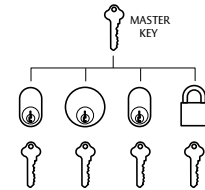
Keyed Alike System (KA)



This system allows for a number of locks to be operated by the same key, it is ideally suited to residential applications such as front and back doors. There is no limit to the number of locks which can be keyed alike.

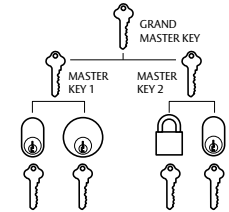
Master Keyed System (MK)

A Master Keyed System is one where each lock has its own individual key which will not operate any other lock in the system, but where all locks in the system can be operated by one master key.



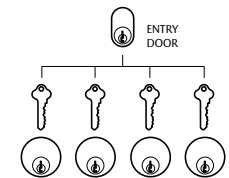
Grand Master Keyed System (GMK)

The Grand Master Keyed System is an extension of the Master Keyed System where each lock has its own individual key and the locks are divided into two or more groups. Each group of locks is operated by a master key and the entire system is operated by one grand master key.



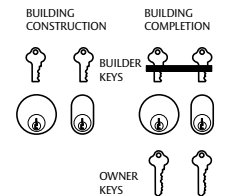
Maison Keyed System (MAIS)

This system is widely used in apartments, flats, office blocks, hotels and motels. Each apartment, flat or office has its own individual key which will not operate the lock to any other apartment, flat, hotel room or office but will operate the locks to communal entry doors and other services areas.

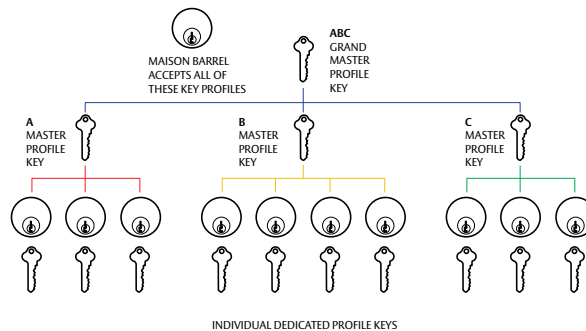


Construction Keyed System (CK)

A system where it is necessary for contractors to gain entry to a building during construction. Once construction is complete the owners keys will block further access by the contractors.



Multi-Element Profile Keying System (MEP)



A series of unique element key profiles where each element changes the overall shape of the profile. Each individual profile key will enter a dedicated keyway. The elements of some of these individual profiles in a group can be incorporated in one profile, resulting in a master profile key capable of entering all dedicated keyways in that group. Inclusion of all elements in the profile will result in a unique grand master profile capable of entering all corresponding individual keyways created by the elements in the series.

MT5 Keying Platform



The new concept – three mechanisms for more security

To guarantee the technical key security of a mechanical locking system it is necessary to select a system that is protected by key patents and also offers a high technical key copy protection. The new MT5 Locking System from Lockwood will achieve both of these.

Lockwood MT5 provides the highest possible level of protection against illegal key duplication via the revolutionary Alpha Spring. In addition every Lockwood MT5 key will be covered by patent protection well into the future.

There are two levels of security, the base level is the MT5 cylinder that uses a Telescopic Pin and Alpha Spring for restricted security. MT5+ builds on this by adding a locking bar for optimum security and high level master keying capabilities.

1. Alpha Spring

At the tip of the key is a revolutionary mobile interacting spring – the Alpha Spring. The Alpha Spring engages a unique pin at the rear of the cylinder mechanism creating another shearline.

The components of the MT5 Security System include the MT5 Key and the KC5 Key Cutting Machine.



2. Telescopic Pin

This new generation product is also based on a new configuration telescopic pin technology.

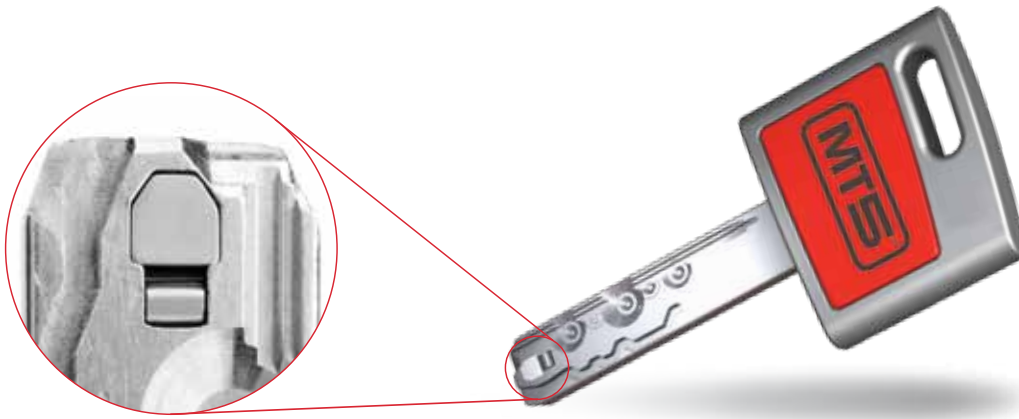
3. Locking Bar

The Locking Bar mechanism is the third technology featured in the MT5+ cylinder. Correct alignment of the locking bar pins depends upon the correct combination key being inserted into the cylinder. The milled pattern which runs along the length of the key interacts with the top bar horizontal pins, creating the required shearline.

For more information on this product visit lockweb.com.au

MT5 Keying Platform

The MT5 Locking System



Alpha Spring




MT5 Keying Platform

Lockwood MT5 Originals are hard to copy

MT5 Key

All MT5 products have a double-sided unique MT5 key. One set of cuts are for the Telescopic Pin mechanism and the other cut, the milled pattern, is for the Locking Bar in MT5+ products. The MT5+ combination provides enhanced key security and a higher manipulation resistance.



MT5 cylinders with reversible key function. The key always fits, regardless of which direction it enters into the cylinder.



The KC5 Key Cutting Machine

Lockwood MT5 keys can only be cut through an authorised Lockwood MT5 agent on a dedicated Lockwood KC5 Key Cutting Machine. The super smart KC5 machine is electronically controlled and self-calibrating meaning you get a perfect key every time!



The KC5 machine – for a perfect cut key every time!

Twin® Keying Platform



Description

The Lockwood Twin® system ensures peace of mind with effective key control by employing stringent measures for the supply of key blanks patented features. Design Registration of the profiles prevents unauthorised duplication.

Features and Specifications

- Patent protected
- Dual pinning mechanism
- Pick-resistant design
- Drill protection
- Powerful high security deterrent to unauthorised entry
- Design Registration of all key profiles
- Master Keying for security and convenience
- Retrofits into most existing locks

Control of Keyways

The Lockwood Twin keyway is the combination of the key's profile and its side code.

Lockwood Twin Overview

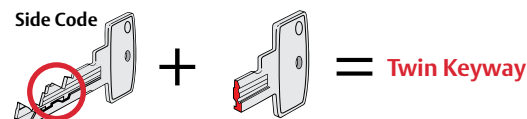
Each Lockwood Twin Key has a unique security feature, an extra set of bitting along the side of the blade, the side code, in addition to the usual top. The

side code acts on side pins to line up with a side bar in the cylinder. Each key (or key set) also has a unique pattern of side grooves on the blade, forming the profile.

A key with the wrong Twin profile cannot even be inserted. A key with the wrong side code cannot release the side bar. For a key to open a lock, it must have the correct profile, side code and top code.


Side Code + Profile = Twin Keyway

The unique combination of side code and key profile is the keyway. Supply of keys by Lockwood or one of its Lockwood Twin Dealers is under customer signature control.



Identification of Keys

Individual keys within a Master Key System can be easily recognised through the use of colour coded inserts. There are a total of twelve colours to choose from.



Generation Six® Keying Platform



Description

The Lockwood range of legally protected key control systems includes Generation Six, a 6 pin tumbler system with a series of different key profiles.

Features and Specifications

- Nickel silver keys for strength
- Economical restricted keying system for key control
- Australian manufactured components
- Lockwood proven design and manufacturing quality
- Colour coded inserts for key identification

Legal Key Control

Key control is fundamental to the security of your building. Legal protection has been afforded to Generation Six Keying System in the form of Design Registration in Australia and New Zealand of the key and barrel profiles.

Serviced Level System

Generation Six Serviced Level Systems are initially assembled by ASSA ABLOY Australia Pty Ltd.

Once the system has been supplied, the system records are available to be transferred to an approved Generation Six Service Centre.

Generation Six Service Centres

The use of a Generation Six Service Centre permits local servicing of the system for day to day requirements. Each system is registered and signatory control applies to additional requirements.

Identification of Keys

With a distinctive key head shape, individual keys within a master key system can be easily recognised through the use of colour coded inserts. There are a total of twelve colours to choose from.

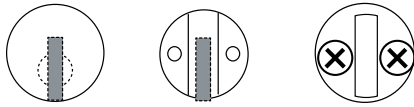


Cylinders

The following diagrams have been provided for reference purposes. They are available in various keyways or profiles. For simplicity the keyway has been shown blacked out.

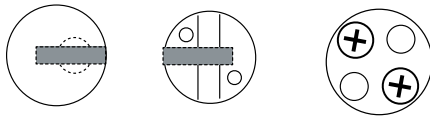
Standard Inline, Generation Six® and Lockwood Twin®

Inline keying systems such as standard keying, Generation Six and Lockwood Twin have the keyway vertical as shown. Where a cam is required it will have the cam screws in a horizontal position.



Lockwood MT5 and MT5+

Lockwood MT5 systems have the keyway horizontal as shown. This also means different cams are required as the cam screws are set diagonally.

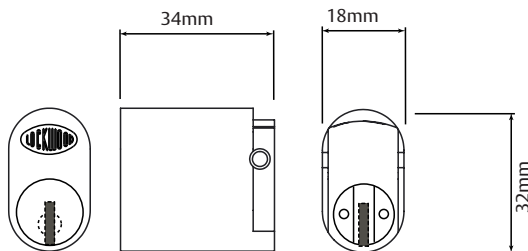
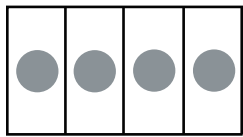


Oval Lockwood Cylinder

This cylinder is used on Lockwood Cylinder Mortice Locks such as the 3570 Series (3572, 3574 etc.), 3580 Series (3582, 3584 etc.) and 3540 Series. The lock application and function is dependant on the various cylinder cams shown below.

Various extended length cylinders are also available.

STD GEN 6 TWIN MT5



Standard Cams



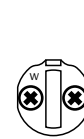
"X" CAM
SP570-18ZP



"Y" CAM
SP571-18ZP



"Z" CAM
SP572-18ZP



"W" CAM
SP575-18ZP



"M" CAM
W cam mounted
upside down



"RABBIT EAR" CAM
SP3540-815ZP

MT5 Cams



"M-X" CAM
CMT5/C570X



"M-Y" CAM
CMT5/C570Y



"M-Z" CAM
CMT5/C570Z



"M-W" CAM
CMT5/C570W



"M" CAM
W cam mounted
upside down



"M-RABBIT EAR" CAM
CMT5/C590R

Cams

Key System	Part Number	Description	Finishes		
			SC	CP	PB
Standard	SP3540-2	Oval Cylinder with Rabbit Ear Cam	✓	✓	✓
Generation Six	3540G6NOEM	Oval Cylinder with Rabbit Ear Cam	✓	✓	✓
MT5	3540MT5/	Oval Cylinder with Rabbit Ear Cam	✓		
MT5+	3540MT5+	Oval Cylinder with Rabbit Ear Cam	✓		
Twin	3540T1NODMDP	Oval Cylinder with Rabbit Ear Cam	✓	✓	✓
Standard	570-2	Oval Cylinder with X Cam	✓	✓	✓
Standard	571-2	Oval Cylinder with Y Cam	✓	✓	✓
Standard	572-2	Oval Cylinder with Z Cam	✓	✓	✓
Standard	575-2	Oval Cylinder with W Cam	✓	✓	✓
Standard	575-52	Oval Cylinder with M Cam	✓	✓	✓
Generation Six	570G6MOEM	Oval Cylinder with M Cam	✓	✓	✓
Generation Six	570G6WOEM	Oval Cylinder with W Cam	✓	✓	✓
Generation Six	570G6XOEM	Oval Cylinder with X Cam	✓	✓	✓
Generation Six	570G6YOEM	Oval Cylinder with Y Cam	✓	✓	✓
Generation Six	570G6ZOEM	Oval Cylinder with Z Cam	✓	✓	✓
MT5	570MT5/M	Oval Cylinder with M Cam	✓		
MT5	570MT5/W	Oval Cylinder with W Cam	✓		
MT5	570MT5/X	Oval Cylinder with X Cam	✓		
MT5	570MT5/Y	Oval Cylinder with Y Cam	✓		
MT5	570MT5/Z	Oval Cylinder with Z Cam	✓		
MT5+	570MT5+M	Oval Cylinder with M Cam	✓		
MT5+	570MT5+W	Oval Cylinder with W Cam	✓		
MT5+	570MT5+X	Oval Cylinder with X Cam	✓		
MT5+	570MT5+Y	Oval Cylinder with Y Cam	✓		
MT5+	570MT5+Z	Oval Cylinder with Z Cam	✓		
Twin	3570T1MODMDP	Oval Cylinder with M Cam	✓	✓	✓
Twin	3540T1WODMDP	Oval Cylinder with W Cam	✓	✓	✓
Twin	3540T1XODMDP	Oval Cylinder with X Cam	✓	✓	✓
Twin	3540T1YODMDP	Oval Cylinder with Y Cam	✓	✓	✓
Twin	3540T1ZODMDP	Oval Cylinder with Z Cam	✓	✓	✓

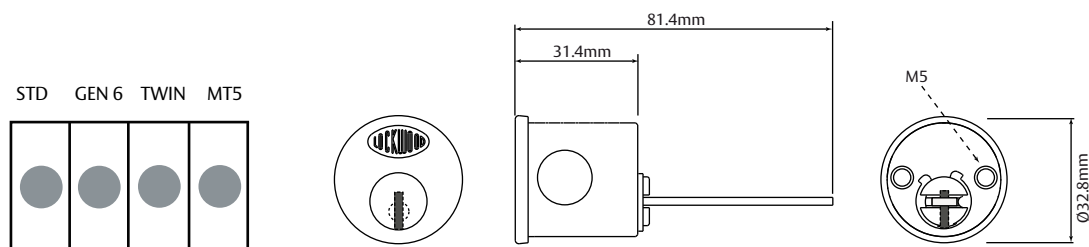
Cylinders

201 Rim Cylinder

Key System	Part Number	Description	SC	CP	PB
Standard	201-252	201 Rim Cylinder with Tail Bar	✓	✓	✓
Generation Six	201G6NREM	201 Rim Cylinder with Tail Bar	✓		
MT5	201MT5/	201 Rim Cylinder with Tail Bar	✓		
MT5+	201MT5+	201 Rim Cylinder with Tail Bar	✓		
Twin	201T1NREMDP	201 Rim Cylinder with Tail Bar	✓		

Description

This cylinder is used as the external cylinder in a wide range of rimlocks including Lockwood 001, 002, 303, 355, 201, 211, 213 etc.

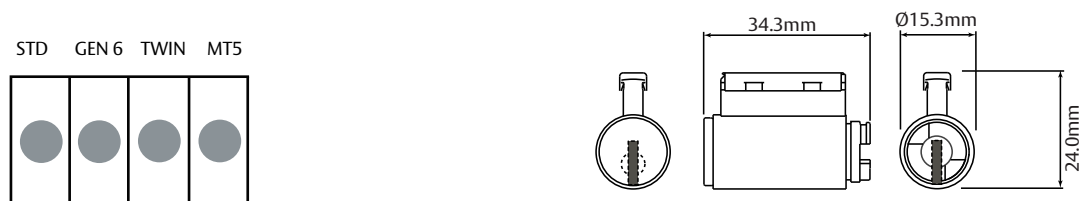


530 Key in Knob Cylinder

Key System	Part Number	Description	SC	CP	PB
Standard	530-20	530 Cylinder	✓		
Generation Six	530G6NEEM	530 Cylinder	✓		
MT5	530MT5/	530 Cylinder	✓		
MT5+	530MT5+	530 Cylinder	✓		
Twin	530T1NEEMDP	530 Cylinder	✓		

Description

This cylinder is used in the Lockwood 530 Series Key in Knob Locksets and the 930/950 Series Key in Lever Locksets. Also used in the Lockwood 301 Padlock.



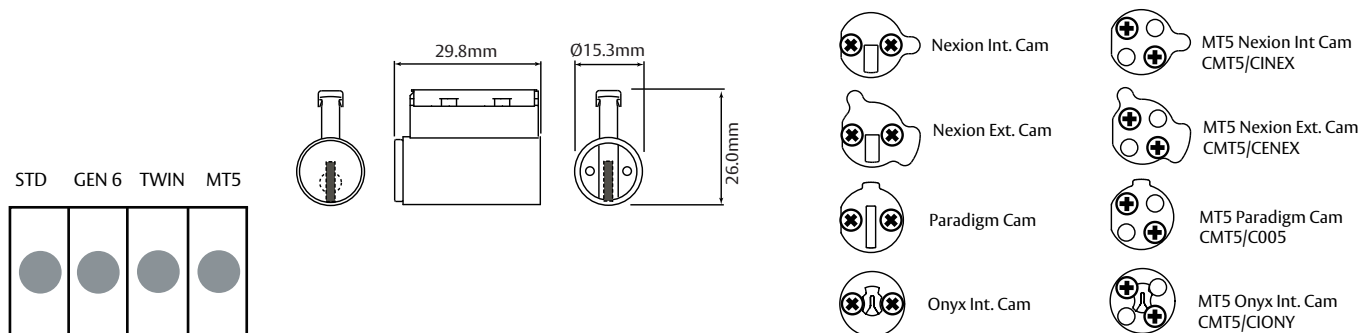
Cylinders

Nexion® Cylinder

Key System	Part Number	Description	SC	CP	PB
Standard	EV22/20	Paradigm Double Cylinder with Paradigm Cam	✓	✓	✓
Generation Six	EV22G6NEDM	Paradigm Double Cylinder with Paradigm Cam	✓	✓	✓
MT5	005MT5/	Paradigm Single Cylinder with Paradigm Cam	✓		
MT5+	005MT5+	Paradigm Single Cylinder with Paradigm Cam	✓		
Twin	EV22T1NEDMDP	Paradigm Double Cylinder with Paradigm Cam	✓		
Standard	NX8/2	Nexion Double Cylinder with Nexion Cam	✓	✓	✓
Generation Six	NEXG6NEEM	Nexion External Cylinder with Nexion Cam	✓	✓	✓
Generation Six	NEXG6NEIM	Nexion Internal Cylinder with Nexion Cam	✓	✓	✓
MT5	NEXMT5/E	Nexion External Cylinder with Nexion Cam	✓		
MT5	NEXMT5/I	Nexion Internal Cylinder with Nexion Cam	✓		
MT5+	NEXMT5+E	Nexion External Cylinder with Nexion Cam	✓		
MT5+	NEXMT5+I	Nexion Internal Cylinder with Nexion Cam	✓		
Twin	NEXT1NEEMDP	Nexion External Cylinder with Nexion Cam	✓		
Twin	NEXT1NEIMDP	Nexion Internal Cylinder with Nexion Cam	✓		
Standard	9A-CYL521	Onyx Internal Cylinder	✓		
MT5	ONYMT5/I	Onyx Internal Cylinder	✓		
MT5+	ONYMT5+I	Onyx Internal Cylinder	✓		

Description

This cylinder is a tall top chamber cylinder utilising the 001 barrel (inline systems). Used for Lockwood 005 Paradigm Deadbolt, Nexion Locksets and the inside on the Onyx Sliding Patio Door Lock. The lock application and function is dependant on the various cylinder cams shown below.



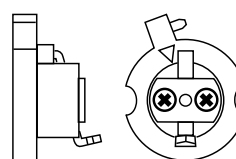
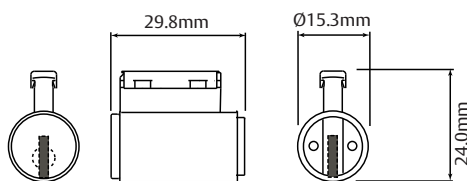
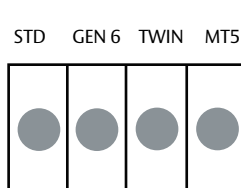
Cylinders

001 Inner Cylinder

Key System	Part Number	Description	SC	CP	PB
Standard	SP001-3020	001 Inner Cylinder with 001 Cam Assembly	✓	✓	✓
Generation Six	001G6NEIM	001 Inner Cylinder with 001 Cam Assembly	✓	✓	✓
MT5	001MT5/	001 Inner Cylinder with 001 Cam Assembly	✓		
MT5+	001MT5+	001 Inner Cylinder with 001 Cam Assembly	✓		
Twin	001T1NEIMDP	001 Inner Cylinder with 001 Cam Assembly	✓		
Standard	SP680-320		✓		
Generation Six	680G6NEEM	680 Cylinder with 680 Cam Assembly	✓		
MT5	680MT5/	680 Cylinder with 680 Cam Assembly	✓		
MT5+	680MT5+	680 Cylinder with 680 Cam Assembly	✓		
Twin	680T1G6NEEMDP	680 Cylinder with 680 Cam Assembly	✓		

Description

This cylinder is used for the inside of the Lockwood 001 Deadlatch and as the cylinder for the 680 Lockable Patio Bolt. The application and function is dependant on the various cylinder cams shown below.



001 INNER CAM ASSEMBLY



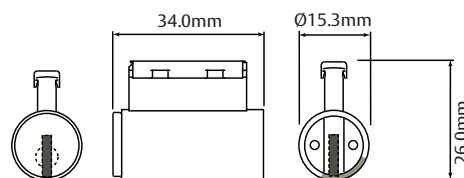
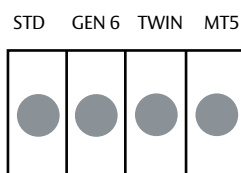
680 CAM ASSEMBLY

334 Padlock Cylinder

Key System	Part Number	Description	SC	CP	PB
Generation Six	334BG6NEEM	355 Inner Cylinder with Cam			✓
MT5	334MT5/	355 Inner Cylinder with Cam			✓
MT5+	334MT5+	355 Inner Cylinder with Cam			✓
Twin	334BT1NEEMDP	355 Inner Cylinder with Cam			✓

Description

This cylinder is used for the Lockwood 334 range of padlocks and various other re-keyable padlocks. Utilises the 570 barrel (inline systems).



Cylinders

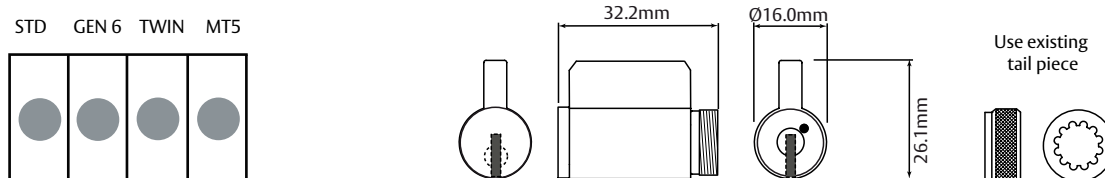
8221 "PD" Cylinder

Key System	Part Number	Description	SC	CP	PB
Standard	8221-102	PD Cylinder - * Use Existing Cam from Lock	✓		
Generation Six	8221G6NEEM	PD Cylinder - * Use Existing Cam from Lock	✓		
MT5	8221MT5/	PD Cylinder - * Use Existing Cam from Lock	✓		
MT5+	8221MT5+	PD Cylinder - * Use Existing Cam from Lock	✓		
Twin	8221T1NEEMDP	PD Cylinder - * Use Existing Cam from Lock	✓		

Description

This cylinder is used in Lockwood 7105 and 7108 Symmetry Deadbolts, Lockwood K Series Key in Knob Locksets, and the outside of the Onyx Sliding Patio Door Lock. Also used in many other imported locksets.

Various tail pieces can be fitted to this cylinder. Due to the variety available the tail piece from the existing lockset will be required to be fitted to this cylinder.

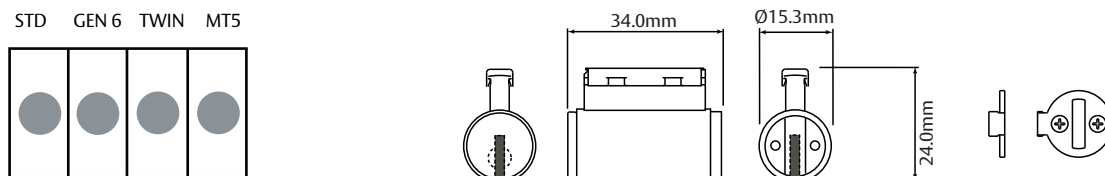


355 Inner Cylinder

Key System	Part Number	Description	SC	CP	PB
Standard	SP355-120	355 Inner Cylinder with Cam	✓		
Generation Six	355G6NEIM	355 Inner Cylinder with Cam	✓		
MT5	355MT5/	355 Inner Cylinder with Cam	✓		
MT5+	355MT5+	355 Inner Cylinder with Cam	✓		
Twin	355T1NEIMDP	355 Inner Cylinder with Cam	✓		

Description

This cylinder is used for the inside of the Lockwood 355 Deadlock. Utilises the 570 barrel (inline systems).



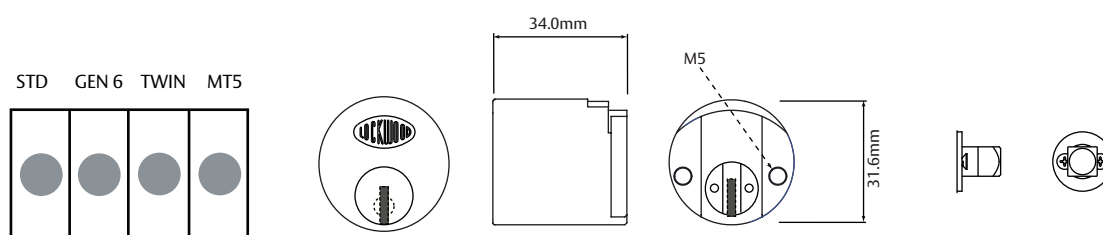
Cylinders

10000 External Cylinder

Key System	Part Number	Description	SC	CP	PB
Standard	SP10000-420	Digital Override Cylinder with Cam Assembly	✓		
MT5	10000MT5/	Digital Override Cylinder with Cam Assembly	✓		
MT5+	10000MT5+	Digital Override Cylinder with Cam Assembly	✓		
Twin	10000T1NREMDP	Digital Override Cylinder with Cam Assembly	✓		

Description

This cylinder is used as the external override cylinder on Lockwood Mechanical Digital Locksets.

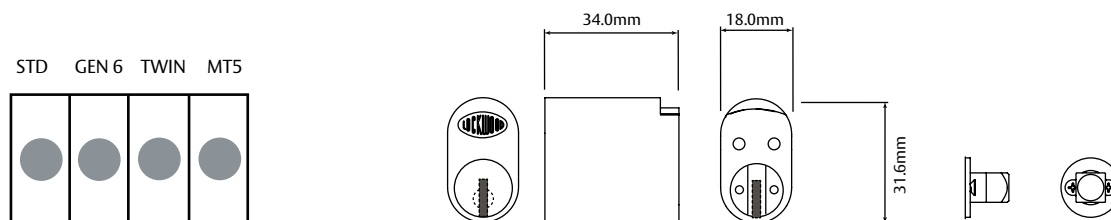


577 Dual Entry Lower Cylinder

Key System	Part Number	Description	SC	CP	PB
Standard	577-2	577 Cylinder with Standard Cam	✓	✓	✓
Generation Six	577G6NOEM	577 Cylinder with Standard Cam	✓	✓	✓
MT5	577MT5/	577 Cylinder with Standard Cam	✓		
MT5+	577MT5+	577 Cylinder with Standard Cam	✓		
Twin	577T1NODMDP	577 Cylinder with Standard Cam	✓	✓	✓

Description

This cylinder is used as the bottom cylinder in the Lockwood 3577 Dual Entry Mortice Lock.



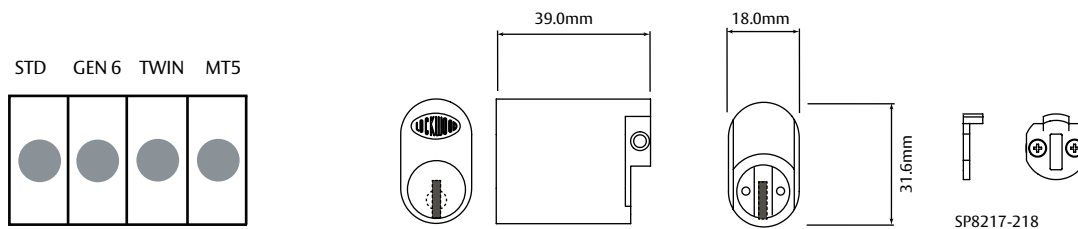
Cylinders

8217 Astra Oval Cylinder

Key System	Part Number	Description	SC	CP	PB
Standard	8217-5	Astra Oval with Standard Cam	✓		
Generation Six	8217G6NOEM	Astra Oval with Standard Cam	✓		
MT5	8217MT5/	Astra Oval with Standard Cam	✓		
MT5+	8217MT5+	Astra Oval with Standard Cam	✓		
Twin	8217T1NODMDP	Astra Oval with Standard Cam	✓		

Description

This cylinder is used for Astra Mortice Locks.



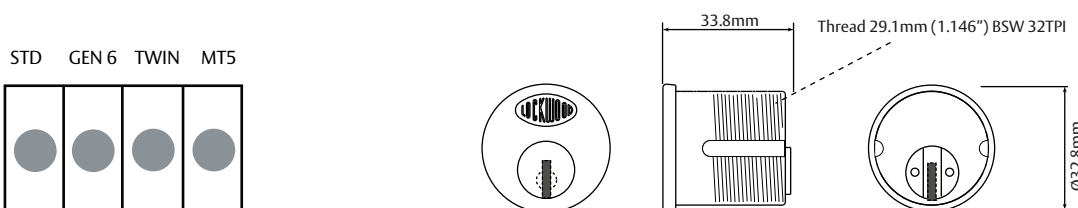
8466 Kawneer Cylinder

Key System	Part Number	Description	SC	CP	PB
Standard	8466-1	Kawneer Cylinder with 8466-18 Cam	✓		
Generation Six	8466G6KREM	Kawneer Cylinder with 8466-18 Cam	✓		
MT5	8466MT5/	Kawneer Cylinder with 8466-18 Cam	✓		
MT5+	8466MT5+	Kawneer Cylinder with 8466-18 Cam	✓		
Twin	8466T1KREMDP	Kawneer Cylinder with 8466-18 Cam	✓		

Description

This cylinder is used in many imported locks. The cylinder is screwed into the mortice lock and then retained by a grub screw. It is important to check the thread pitch for compatibility. This cylinder comes with the 8466-18 Deadlocking Cam. Other cams are available separately.

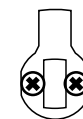
Various other tail pieces can be fitted to this cylinder. Due to the variety available the tail piece from the existing lockset may be required to be fitted to this cylinder.



8219-18
Yale



SP8466-18
Kawneer Deadlocking



8466-28
Kawneer Latching



SP8219-218
Vingcard

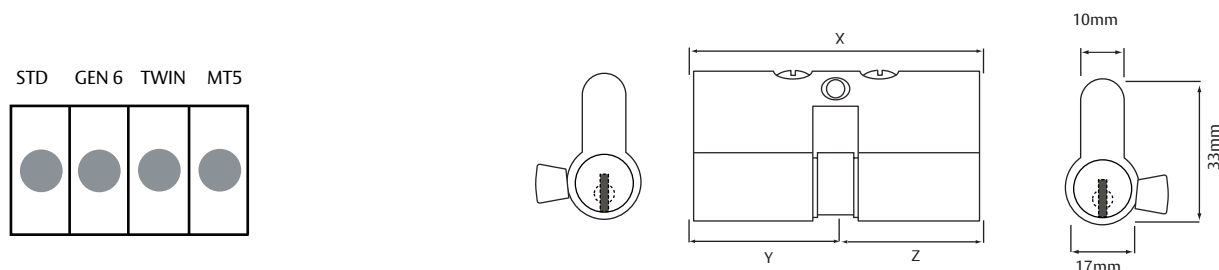
Cylinders

Security Door Double Cylinder - Euro Lazy Cam

Key System	Part Number	Description	X	Y	Z	SC	CP	PB
Standard	8650-2	Double Euro Cylinder with Lazy Cam (5 pin)	60	30	30		✓	
Standard	9555-302	Double Euro Cylinder with Lazy Cam	70	35	35		✓	
Generation Six	9555-3G6NSDM	Double Euro Cylinder with Lazy Cam	70	35	35		✓	
MT5	EURMT5/LD	Double Euro Cylinder with Lazy Cam	70	35	35		✓	
MT5+	EURMT5+LD	Double Euro Cylinder with Lazy Cam	70	35	35		✓	
Twin	9555-3T1NSDMDP	Double Euro Cylinder with Lazy Cam	70	35	35		✓	

Description

Used in various security door locks including Lockwood 8653, Whitco Tasman and Leichhardt Locksets. Retainer screw is 3/16" BSW thread and 32mm long.

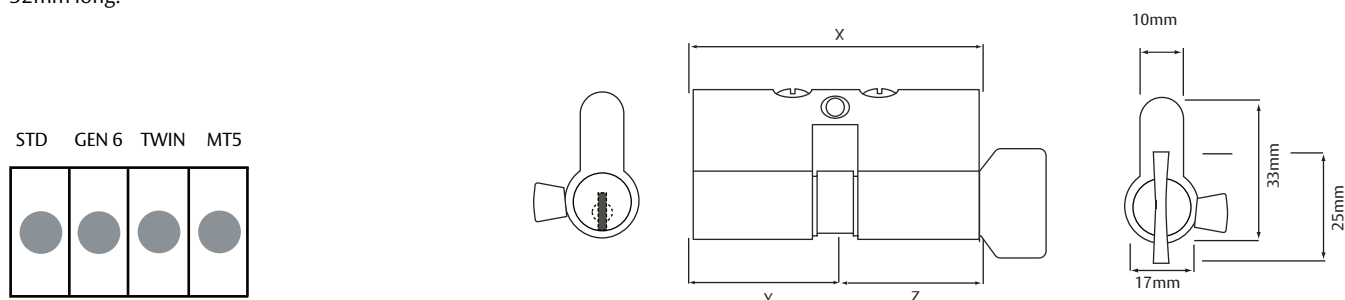


Security Door Cylinder and Turn Euro Lazy Cam

Key System	Part Number	Description	X	Y	Z	SC	CP	PB
Standard	9555-402L	Cylinder and Turn Euro with Lazy Cam L/H	70	35	35		✓	
	9555-402R	Cylinder and Turn Euro with Lazy Cam R/H	70	35	35		✓	
Generation Six	9555-4G6LSTM	Cylinder and Turn Euro with Lazy Cam L/H	70	35	35		✓	
	9555-4G6RSTM	Cylinder and Turn Euro with Lazy Cam R/H	70	35	35		✓	
MT5	EURMT5/LLT	Cylinder and Turn Euro with Lazy Cam L/H	70	35	35		✓	
	EURMT5/LRT	Cylinder and Turn Euro with Lazy Cam R/H	70	35	35		✓	
MT5+	EURMT5+LLT	Cylinder and Turn Euro with Lazy Cam L/H	70	35	35		✓	
	EURMT5+LRT	Cylinder and Turn Euro with Lazy Cam R/H	70	35	35		✓	
Twin	9555-4T1LSTMDP	Cylinder and Turn Euro with Lazy Cam L/H	70	35	35		✓	
	9555-4T1RSTMDP	Cylinder and Turn Euro with Lazy Cam R/H	70	35	35		✓	

Description

Used in various security door locks including Lockwood 8653, Whitco Tasman and Leichhardt Locksets. Retainer screw is 3/16" BSW thread and 32mm long.



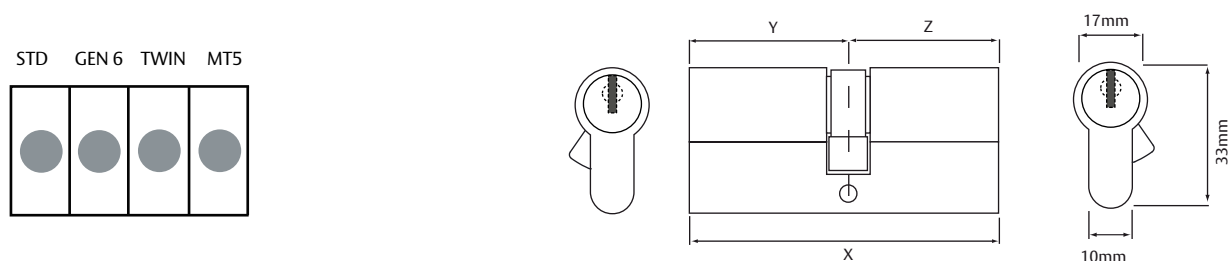
Cylinders

Euro Double Cylinder - Fix Cam

Key System	Part Number	Description	X	Y	Z	SC	CP	PB
Standard	9555-102	Double Cylinder Euro with Fix Cam	70	35	35		✓	
Generation Six	9555-1G6NSDM	Double Cylinder Euro with Fix Cam	70	35	35		✓	
MT5	EURMT5/FD	Double Cylinder Euro with Fix Cam	70	35	35		✓	
MT5+	EURMT5+FD	Double Cylinder Euro with Fix Cam	70	35	35		✓	
Twin	9555-1T1NSDMDP	Double Cylinder Euro with Fix Cam	70	35	35		✓	

Description

Used in many Euro style mortice locks including Lockwood Optimum and Defender Mortice Locks. Retainer screw is M5 thread.

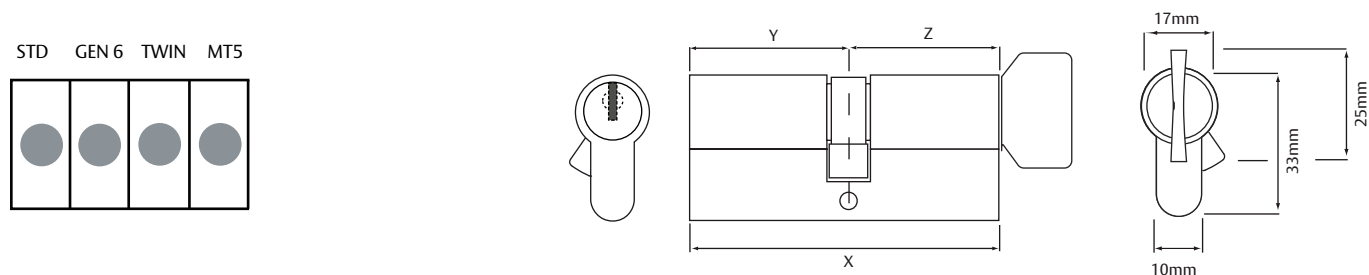


Euro Cylinder and Turn - Fix Cam

Key System	Part Number	Description	X	Y	Z	SC	CP	PB
Standard	9555-202	Cylinder and Turn Euro with Fix Cam	70	35	35		✓	
Generation Six	9555-2G6NSTM	Cylinder and Turn Euro with Fix Cam	70	35	35		✓	
MT5	EURMT5/FT	Cylinder and Turn Euro with Fix Cam	70	35	35		✓	
MT5+	EURMT5+FT	Cylinder and Turn Euro with Fix Cam	70	35	35		✓	
Twin	9555-2T1NSTMDP	Cylinder and Turn Euro with Fix Cam	70	35	35		✓	

Description

Used in many Euro style mortice locks including Lockwood Optimum and Defender Mortice Locks. Retainer screw is M5 thread.



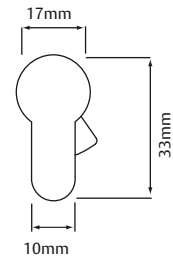
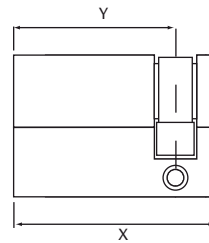
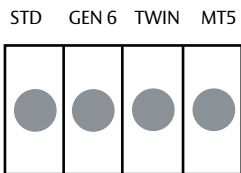
Cylinders

Euro Single Cylinder - Fix Cam

Key System	Part Number	Description	X	Y	Z	SC	CP	PB
Standard	9555-502	Cylinder and Turn Euro with Fix Cam	40	35			ü	
Generation Six	9555-5G6NSEM	Cylinder and Turn Euro with Fix Cam	40	35			ü	
MT5	EURMT5/FS	Cylinder and Turn Euro with Fix Cam	40	35			ü	
MT5+	EURMT5+FS	Cylinder and Turn Euro with Fix Cam	40	35			ü	
Twin	9555-5T1NSEMDP	Cylinder and Turn Euro with Fix Cam	40	35			ü	

Description

Used in many Euro style mortice locks including Lockwood Optimum and Defender Mortice Locks. Retainer screw is M5 thread.





ASSA ABLOY

Lockwood is the leading brand in the Australian locking industry. With an established reputation for high quality products, this iconic brand provides a wide range of locking solutions to residential housing, commercial building and industrial application markets. Lockwood is supported by an extensive distribution and after-sales support network. Our customers include retailers, architects, trade and industrial personnel, locksmiths and security dealers.

ASSA ABLOY is the global leader in door opening solutions, dedicated to satisfying end-user needs for security, safety and convenience.

ASSA ABLOY is represented in all major regions, in both mature and emerging markets, with leading positions in Australia, Europe and North America.

25YEAR

**MECHANICAL
WARRANTY**

The Lockwood 25 Year Mechanical Warranty

Our belief that we manufacture the finest premium products available in today's market place is backed by the Lockwood 25 Year Mechanical Warranty, ensuring that Lockwood continues to keep Australians safe by delivering security and peace of mind.

For warranty terms and conditions, please visit www.lockweb.com.au or call **1300WARRANTY**

ASSA ABLOY Australia Pty Ltd
235 Huntingdale Road
Oakleigh, Victoria, 3166
Australia

1300 LOCK UP (1300 562 587)
lockweb.com.au

ASSA ABLOY New Zealand Ltd
6 Armstrong Road
Albany, Auckland, 0632
New Zealand

info.nz@assaabloy.com
Telephone +64 9415 7111
assaabloy.co.nz

