


Dummy Rail Devices

The Advantex Series of non-locking or dummy rail devices are designed for use on all types of doors where locking is not required. Utilizing the same extruded aluminum base-plate and stainless steel wraps, these devices are able to complete your specification where non-locking interior doors are required.

01/04 Standard Dummy Device with head cover and endcap



The 01 for wide stile and 04 for narrow stile devices consists of a moving pushpad but no latch bolt. The 01 provides the look of the standard 10 exit device for wide stile doors when matching devices in a grouping is important. The 04 provides the look of the standard 40 exit device for narrow stile doors when matching devices in a grouping is important.

Mechanical Options

- | | | |
|---------------------------|------------------------------------|---|
| • HD - Hex Dogging (Std.) | • 36 - Fits 36" Door Widths (std.) | • EC1 - Ramped Endcap - Heavy duty (standard on 630, 606, 612, 613, 605, 611 & 629 finishes only) |
| • CD - Cylinder Dogging | • 48 - Fits 48" Door Widths | • EC2 - Flush Endcap (standard on 628, 693 & 695 finishes only) |
| • LD - Less Dogging | • SLR - Silencer | |

Electrical Options

- | | | |
|--|--------------------------------------|--|
| • Request to Exit (EX) | • Request to Exit Weatherized (EXxW) | • Request to Exit Weatherized for High Voltage (EXVxW) |
| • Request to Exit for High Voltage (EXV) | | |


Accessories

- | | |
|---------------------|-------------------------|
| • SN1 - Sex Nut Kit | • FC - Flexible Conduit |
|---------------------|-------------------------|

Finishes

605 / US3	Polished Brass	629 / US32	Polished Stainless Steel
606 / US4	Brushed Brass	630 / US32D	Brushed Stainless Steel
611 / US9	Polished Bronze	693 / SPBLK	Black, painted
612 / US10	Brushed Bronze	695 / SP313	Dark Bronze, painted
613 / US10B	Oil Rubbed Bronze		
628 / US28	Satin Aluminum		

00/05 Standard Dummy Device with two end-caps



The standard 00 device consists of no moving parts. With two standard Advantex end-caps, this inactive device is easy to install and is available in all finishes. The 05 device is the same but with an extended base-plate for narrow stile doors.

Mechanical Options

- 36 - Fits 36" Door Widths (std.)
- 48 - Fits 48" Door Widths
- EC1 - Ramped Endcap - Heavy duty (standard on 630, 606, 612, 613, 605, 611 & 629 finishes only)
- EC2 - Flush Endcap (standard on 628, 693 & 695 finishes only)

Accessories


- SN1 - Sex Nut Kit

Finishes

605 / US3	Polished Brass	628 / US28	Satin Aluminum	693 / SPBLK	Black, painted
606 / US4	Brushed Brass	629 / US32	Polished Stainless Steel	695 / SP313	Dark Bronze, painted
611 / US9	Polished Bronze				
612 / US10	Brushed Bronze	630 / US32D	Brushed Stainless Steel		
613 / US10B	Oil Rubbed Bronze				



Detex Corporation
302 Detex Drive
New Braunfels, Texas 78130-3045 USA
PH. (830) 629-2900
(800) 729-3839
FAX (800) 653-3839
<http://www.detex.com>
USA Sales:
marketing@detex.com
International Sales:
export@detex.com

 Cancer & Reproductive Harm - www.detex.com/prop65