

FCL10

CABINET LOCK



The FSH FCL10 is a compact surface mount cabinet lock designed specifically to fit cabinets and lockers with hinged swing through or sliding doors. The FCL10 can be mounted either horizontally or vertically and is field selectable for either 12 or 24VDC operation. The FCL10 default factory setting is Power To Open and is field changeable to Power To Lock.

Technical Details

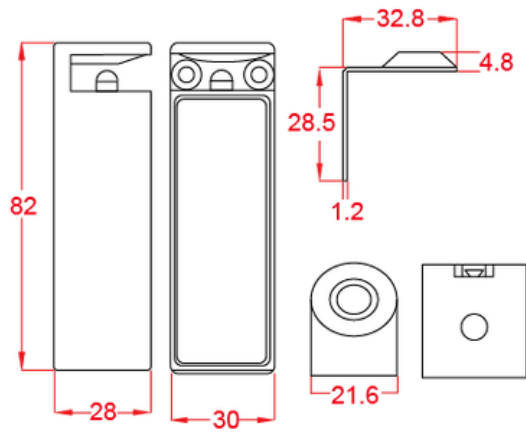
Part No.	FCL10
Function	Power To Lock (PTL) / Power To Open (PTO) field interchangeable
Holding Strength	Up to 200kg
Voltage/Current	Dual voltage 12VDC/24VDC. 300mA @12VDC. 150mA @ 24VDC
Connection Cable	1m

Product Features

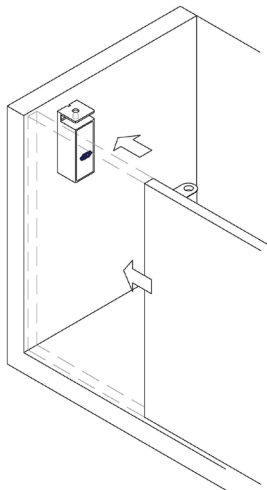
- PTO / PTL interchangeable on site
- Dual voltage 12/24VDC
- 5 year warranty
- Applications: Sliding cabinet doors and swing cabinet doors

Product Dimensions and Installation

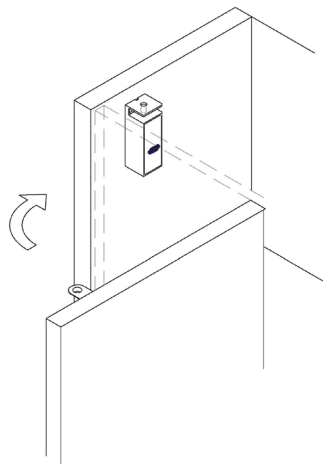
DIMENSIONS



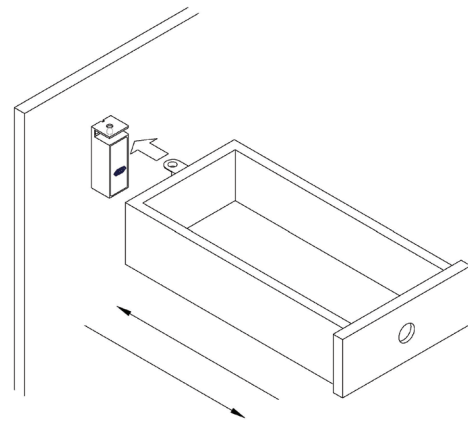
CABINET LOCK CONFIGURATION



Lock from front in sliding door



Lock from front in swing door



Lock from front in sliding draw

Product Codes & Accessories

Part No.	Product Description
FCL10	CABINET LOCK