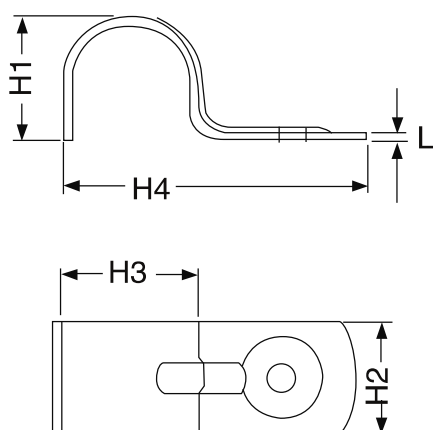




## HALF METAL SADDLE

- Galvanized: **G**
- zinc plated: **P**


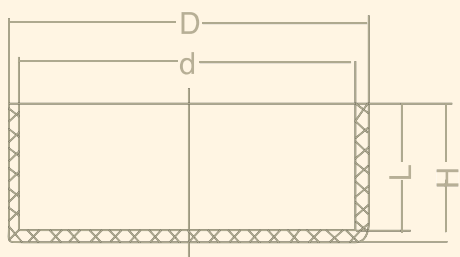


mm

H1 H2 H3 H4 L

<b>HPPHS20 G</b>	20	20	19	20	49	50
<b>HPPHS20 P</b>	20	20	19	20	49	50
<b>HPPHS25 G</b>	25	23.8	25	25	63	59
<b>HPPHS25 P</b>	25	23.8	25	25	63	59
<b>HPPHS32 G</b>	32	31.5	25	32	77	73.5
<b>HPPHS32 P</b>	32	31.5	25	32	77	73.5

## CONDUIT CAP



mm

D d L H

<b>HPPCC32HD</b>	32	36.9	32.1	19.5	22.5
<b>HPPCC40HD</b>	40	45.5	40.1	24.1	26.8
<b>HPPCC50HD</b>	50	56.2	50.2	28.0	31.0
<b>HPPCC63HD</b>	63	69.4	63.2	34.3	37.5
<b>HPPCC80HD</b>	80	96.2	89.2	26.0	29.5
<b>HPPCC100HD</b>	100	122.8	114.8	26.0	30.0
<b>HPPCC125HD</b>	125	149.2	140.8	30.8	35.0
<b>HPPCC150HD</b>	150	169.4	161.0	35.5	40.0