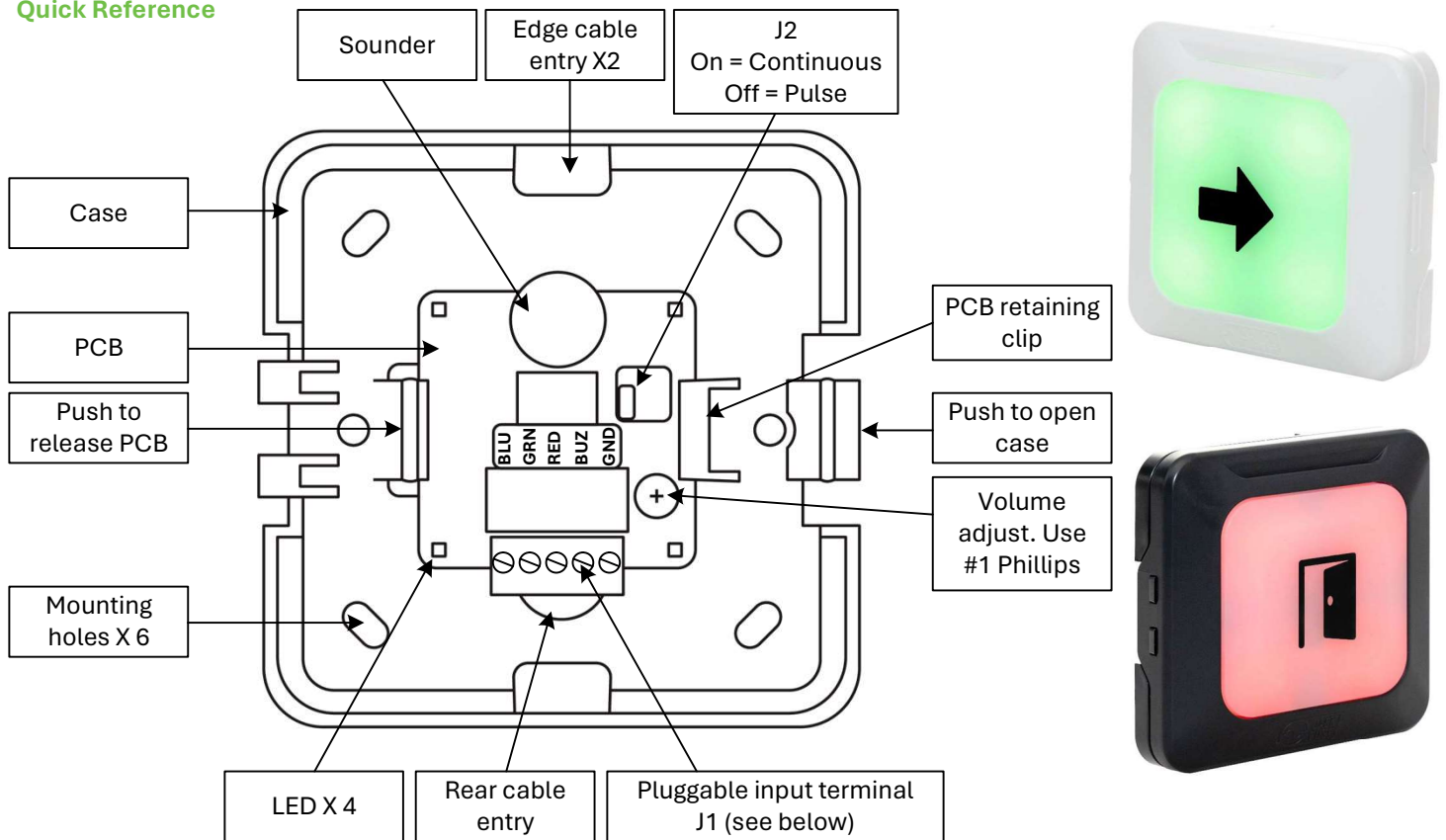
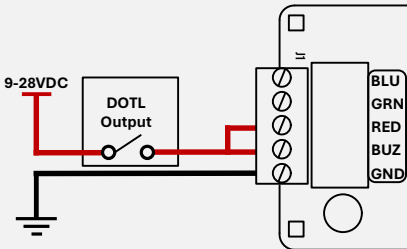


Quick Reference

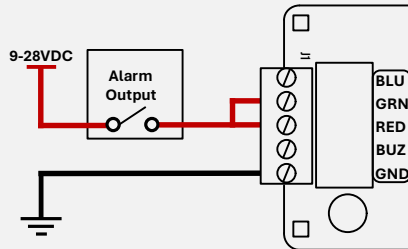


Connections

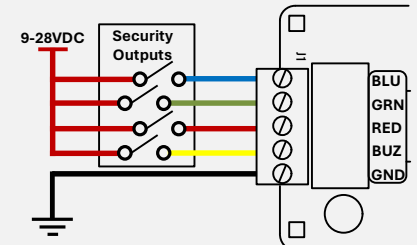
Jack Fuse recommends using the same power supply for all connections.



Example: DOTL alarm, Red LED and Sounder activated together from one output.



Example: Green & red linked locally to create yellow. No sounder.



Example: 3 main colours and sounder, all with independent control. Switch two or more LED's together to achieve other colours. (Red+Green = Yellow & requires 2 outputs)

Adhesive Icons

Optionally, apply one of the supplied icons to front of the Lodestar. The arrow icon can be applied facing in the direction of the alarm source. The translucent light panel can be unclipped and rotated 180° if required.

Secondary LED Colours

Green + Blue = **Light Blue**
 Red + Green = **Yellow**
 Red + Blue = **Purple**
 Red + Blue + Green = **White**

Technical Data

Conductor Size	1.5mm ² (28-16AWG)
Recommended Cable	Six core security (14/020)
Operating voltage	9-28VDC
Dimensions	87X87X26mm
Sounder	~80dB adjustable
Primary materials	Polycarbonate, Polyamide 46, fiberglass
Country of origin	China
Colour	White or Charcoal

Ordering

Lodestar-W	Lodestar - White
Lodestar-C	Lodestar- Charcoal
Lodestar-ICOX	Custom icon design, special order

Power

LED	11mA @ 12VDC (max each)
Sounder	6-10mA @12VDC (min-max)
Maximum	35mA @ 12VDC (max buz + 3 LED)