



34 Yale Drive, Epping VIC 3076
Ph (03) 9408 9907 Email sales@lockitwell.com.au
www.lockitwell.com.au for Full Product Information

“R Series” Removal Cylinder




Panel Mount	“A” Stage		“B”
	1	2	
Digit 5 = 1,4,7	61mm	70mm	43mm
Digit 5 = 2	65mm	77mm	47mm

Max Material Thickness 4mm

Optional Mounting Types




Surface Mount Box
LIW Order Code “KEJB1”



Water Resistant Box
LIW Order Code “KEWP1”



Stainless Steel
LIW Order Code “PZ11”



Note: Bezel Hole Size = 26mm

Lift Mount	“A” Stage		“B”
	1	2	
Digit 5 = 1,4,7	71mm	81mm	43mm
Digit 5 = 2	75mm	88mm	47mm

Thread Max Material Thickness 22mm
Cylinder Max Material Thickness 2.5mm

The “R” series uses a unique removable cylinder enabling convenient master keying and key recombination of rental properties. The key may be removed or held captive in any switched position. This series is available in a variety of mounting types including panel, lift, bezel and wall plate. It is also available in a wide range of switching configurations.

Features

- Incorporates specialised lock cylinders for key removable in multiple positions.
- Cylinder removable from front without risk of the switch falling apart.
- May be master keyed into most common lock brands and high security lock systems.
- Electrical isolated cylinder for added safety

Specialised Security Products

Patented & Registered Designs

©copyright Lock It Well 2020

R-Series
2020

How To Order



The Example shown is for a R-Series Lockwood 6-pin inline, Panel mount, with key removal in 2 positions at 240V at 20 amp switch.

RL121003

Digit 1
"Removable Series"

Digit 2 "Lock Type"

- A Astra
- B Bilock
- D Abloy (Protec & Disklock)
- E Efco
- G Kaba Modular
- H Kaba Gege
- K Kaba Quattro (Old Size Core)
- L Lockwood** (6-Pin Inline)
- P Binary Plus
- S Schlage
- T Lockwood Twin
- V Lockwood V7
- W Evva
- O Other

Digit 3 "Mounting"

- 1 Panel
- 2 Bezel
- 3 Lift

Digit 4 "Key Removal"

- 1 Position
- 2 Position
- 3 Position
- 4 Position
- 5 Position
- 6 Position

Spring Return=1 Position.
Note: Specify if Captive Positions are Required.

Digit 5 "Electrical Rating"

- 1 -Mains Voltage (Standard)
Silver Button Contacts
AC21A 20Amp
DC1 24V-20Amp
- 2 -Mains Voltage/Amps
Silver Button Contacts
AC21A 32Amp
DC1 24V-25Amp
- 4 -Low Current (Low Bounce)
Silver H-Bridge Contacts
AC21A 12V-5Amp
DC1 12V-3Amp
- 7 -PLC Data (Low Bounce)
Gold H-Bridge Contacts
AC21A 12V-2Amp
DC1 12V-1.5Amp

Digit 6,7&8 "Switch Circuits"

Note: Refer to full switch circuits for other switch configurations

60 degree	90 degree	Spring Return
003 1 stage OFF/ON 1 N/O 1 N/C CHANGE OVER	105 1 stage OFF/ON 1 N/O 1 N/C	004 1 stage OFF/ON 1 N/O 1 N/C SPRING RETURN
001 1 stage OFF/ON 2 POLE	002 1 stage OFF/ON 2 pole	008 1 stage OFF / ON 2 pole SPRING RETURN
010 2 stage OFF/ON 3 POLE	023 2 stage OFF/ON 3 POLE	007 RAISE 2 LOWER 1 stage SPRING RETURN TO CENTRE ON/OFF/ON
011 2 stage 3 POSITION MULTI-STEP isolated contacts	070 1 stage OFF/ON/START	999 you specify DOUBLE-THROW CENTRE OFF 30rated contacts

Key:
 ■ = Contact
 ○ = Terminal
 ← = Spring Ret

Engraving

Some switch types have common engraving. If you have special requirements please show them in the following way at time of order.

Note: Charges may apply



"R Series" Cylinder Cam
LIW Code "PR05"

Optional Mounting Types

 Surface Box Mounting LIW Order Code "KEJB1" 100mm X 100mm X 100mm Order with Panel Mounting Only	 Water Resistant Box Mounting LIW Order Code "KEWP1" 100mm X 100mm X 100mm Order with Panel Mounting Only	 Stainless Steel Mount LIW Order Code "PZ11" 75mm X 115mm Order with Panel Mounting Only	 Clipsal 2000 Series Wall LIW Order Code "EZY WALL" 75mm X 115mm Order with Panel Mounting Only	 Flush Fit - Studless LIW Order Code "DL Studless" Diameter = 40mm Hole Size = 36mm Order with Lift Mounting Only
--	--	---	--	--