

# Keying and Cylinders



We take the worry out of  
protecting what's valuable to you.  
Lockwood: *no worries*<sup>®</sup>

**LOCKWOOD**

**ASSA ABLOY**

**25YEAR**

**MECHANICAL  
WARRANTY**


[www.lockweb.com.au](http://www.lockweb.com.au)

# Contents



## Overview

page 3



## Master Keying Information

page 4



## GEN6TX® Keying Platform

page 5



## TWIN X® Keying Platform

page 8



## Cylinders

page 11



## Modular Cylinder Extensions

page 25

# Overview

The locks, hardware and accessories that you install on your buildings all rely on the integration of the lock cylinder and the key. The lock cylinder and key constitute the keying system. The lock cylinder is central to the lock mechanism installed on your door. This combination controls who is allowed or denied access to the door.

ASSA ABLOY Australia Pty Limited manufacture a range of Lockwood Cylinders to suit residential and commercial applications.

With technological changes in the security industry, you now have a choice of how you wish to secure your premises and control the access throughout the building.

To begin with, you have a choice of a standard pin tumbler mechanism. This is a convenient system available in five and six pin variations and suitable for residential and commercial applications.

The next option is a keying system that incorporates features such as Design Registration and Patent Protection.

Control of the distribution of keys and keyblanks ensures that only authorised companies and individuals can purchase additional keys for your premises.

Only security professionals who have complied with strict guidelines are able to purchase certain Lockwood restricted keying system products. These professionals maintain your keying system by verifying that the authority criteria has been met.

Once you have established the type of keying system that suits your needs, you can consult our Special Keying Advisory Service to determine the keying schedule for your building. This may be a Grand Master Key System, a Master Key System or the simplicity of one key convenience for your home.

## Lockwood TWIN X®

TWIN X® is a six pin inline keying system combined with side bar locking feature, that can be maintained by a Lockwood TWIN X® Service Centre, or through our factory. TWIN X® Keys and Barrels are Design registered in Australia and New Zealand.

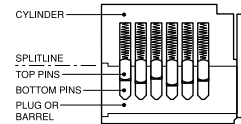
## Lockwood GEN6TX®

The range of key and barrel profiles in the Lockwood GEN6TX® system are Design Registered in Australia and New Zealand. This is a six pin inline keying system that is able to be transferred to a Lockwood GEN6TX® Service Centre, or can be maintained through our factory.

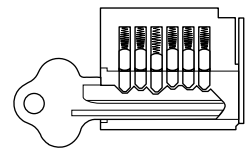
## General Keying Profiles

Standard Lockwood cylinders and locks are available to be specially keyed to suit your individual requirements. This allows you to choose the keying access to suit your needs, without restricting access to key cutting.

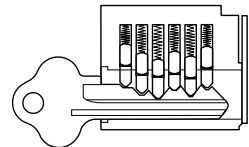
## The Pin Tumbler Mechanism



A standard pin tumbler cylinder with the key removed, showing the top pins held in their locking position across the splitline between the plug or barrel and cylinder.



The same cylinder with the correct key inserted, showing pin-breaks aligned with the splitline between the plug or barrel and cylinder, allowing the key to be turned.



The same cylinder with an incorrect key inserted showing the pin-breaks misaligned with the splitline, preventing the key from being turned.



# Master Keying Information

## Special Keying Systems

Most Lockwood locks with pin tumbler cylinders are supplied individually keyed. To provide extra convenience and security, specially keyed systems have been developed to enable the customer to control those locks which an individual is authorised to operate.

A specially keyed system designed to meet your individual requirements can be included in the specification of a new building or can be gradually introduced into an existing complex as old locks are replaced.

Specially keyed systems tend to grow as businesses grow. Therefore, align your keying needs with your projected growth.

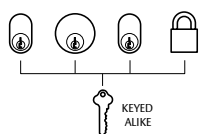
Once you install a Lockwood specially keyed system, you open a permanent line of security. Our records enable duplicate keys or additional locks to be supplied with ease and accuracy, but only on receipt of an official order, with all special keying records kept in strictest confidence.

### Keyed to Differ (KD)



With a keyed to differ system, each lock can only be opened by its own individual key. All Lockwood locks are supplied 'keyed to differ' unless a special keying system is requested.

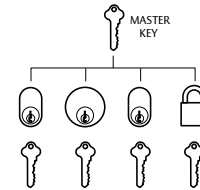
### Keyed Alike System (KA)



This system allows for a number of locks to be operated by the same key, it is ideally suited to residential applications such as front and back doors. There is no limit to the number of locks which can be keyed alike.

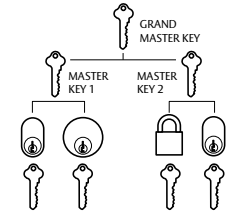
### Master Keyed System (MK)

A Master Keyed System is one where each lock has its own individual key which will not operate any other lock in the system, but where all locks in the system can be operated by one master key.



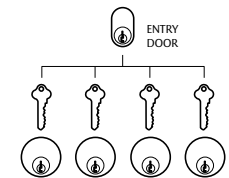
### Grand Master Keyed System (GMK)

The Grand Master Keyed System is an extension of the Master Keyed System where each lock has its own individual key and the locks are divided into two or more groups. Each group of locks is operated by a master key and the entire system is operated by one grand master key.



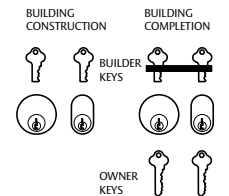
### Maison Keyed System (MAIS)

This system is widely used in apartments, flats, office blocks, hotels and motels. Each apartment, flat or office has its own individual key which will not operate the lock to any other apartment, flat, hotel room or office but will operate the locks to communal entry doors and other services areas.

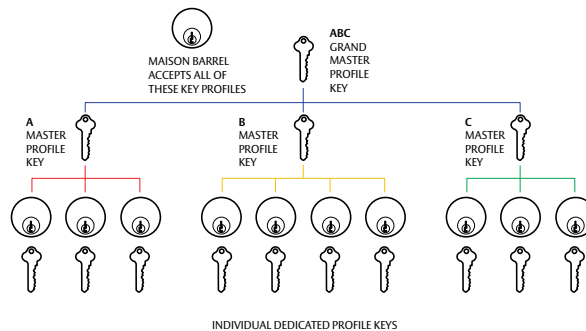


### Construction Keyed System (CK)

A system where it is necessary for contractors to gain entry to a building during construction. Once construction is complete the owners keys will block further access by the contractors.



### Multi-Element Profile Keying System (MEP)



A series of unique element key profiles where each element changes the overall shape of the profile. Each individual profile key will enter a dedicated keyway. The elements of some of these individual profiles in a group can be incorporated in one profile, resulting in a master profile key capable of entering all dedicated keyways in that group. Inclusion of all elements in the profile will result in a unique grand master profile capable of entering all corresponding individual keyways created by the elements in the series.

# GEN6TX® Keying Platform



**GEN6TX**

## Description

The Lockwood range of legally protected keying platforms now includes GEN6TX®, a further evolution of Lockwood's proven Generation Six platform. GEN6TX® uses the patent protected FP2 feature, giving legal protection to your restricted key system and offering security with the ability to control your keys.

## Features and Specifications

- Nickel silver keys for superior strength
- Economical restricted keying platform for key control
- Lockwood proven design and manufacturing quality
- Locally designed and manufactured
- Colour coded inserts for key identification

## Legal Key Control

Key control is fundamental to the security of your building. Legal protection has been afforded to the GEN6TX® keying platform in the form of patent in Australia, as well as design registration in both Australia and New Zealand.

## Serviced Level System

GEN6TX® Serviced Level Systems are initially assembled by ASSA ABLOY Australia Pty Ltd.

Once the system has been supplied, the system records are available to be transferred to an approved GEN6TX® Authorised Service Centre.

## GEN6TX® Authorised Service Centres

The use of a GEN6TX® Authorised Service Centre allows local servicing of your key system for day to day requirements. Each system is registered and signatory control applies to additional key requirements.

## Identification of Keys

With a distinctive key head shape, individual keys within a master key system can be easily recognised through the use of new GEN6TX® colour coded inserts. There are a total of twelve colours to choose from.

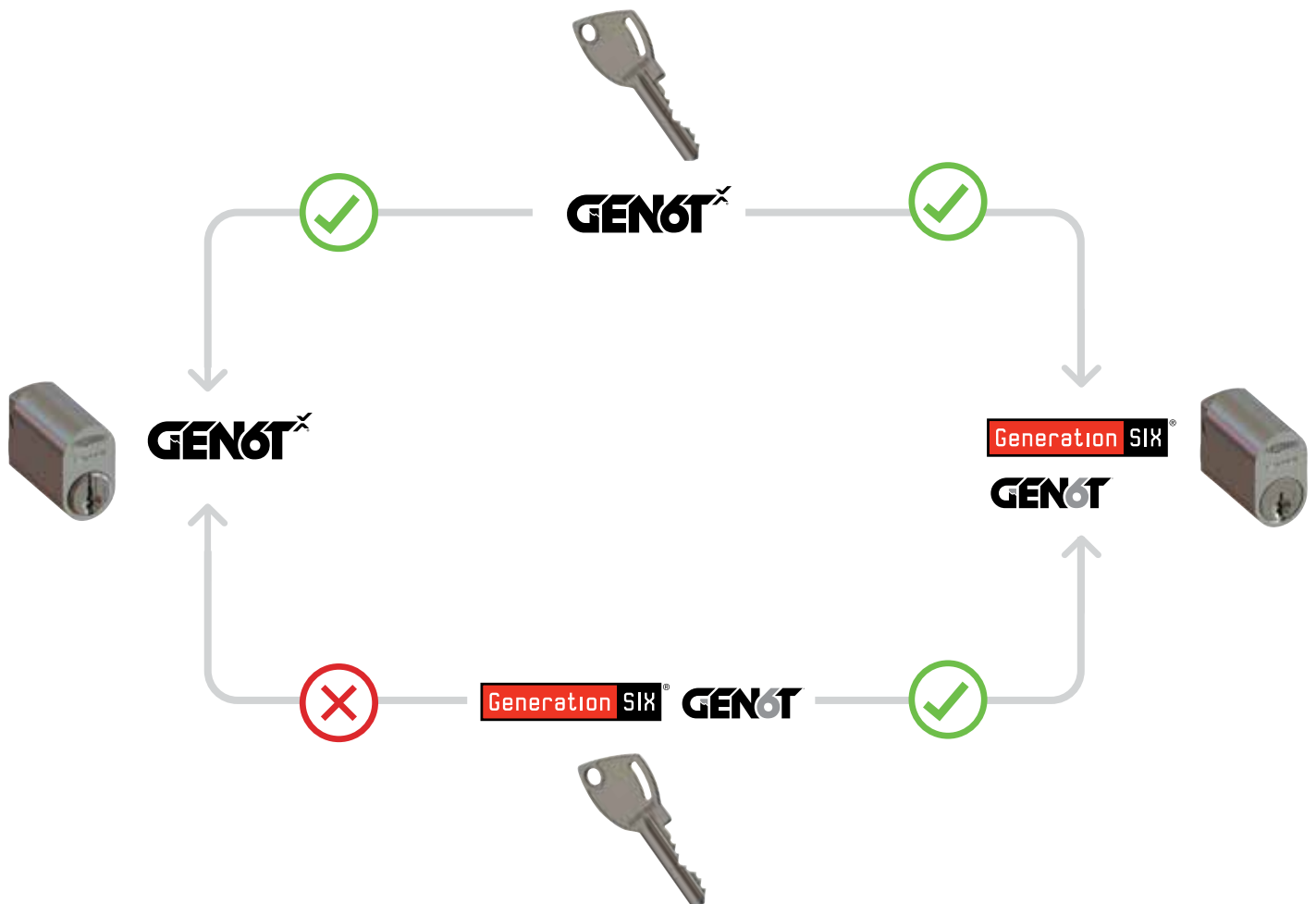
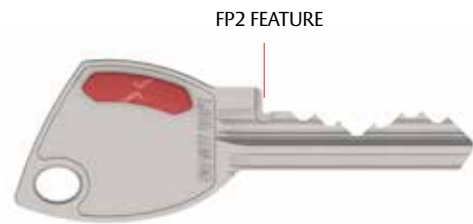


# GEN6TX<sup>®</sup> Keying Platform

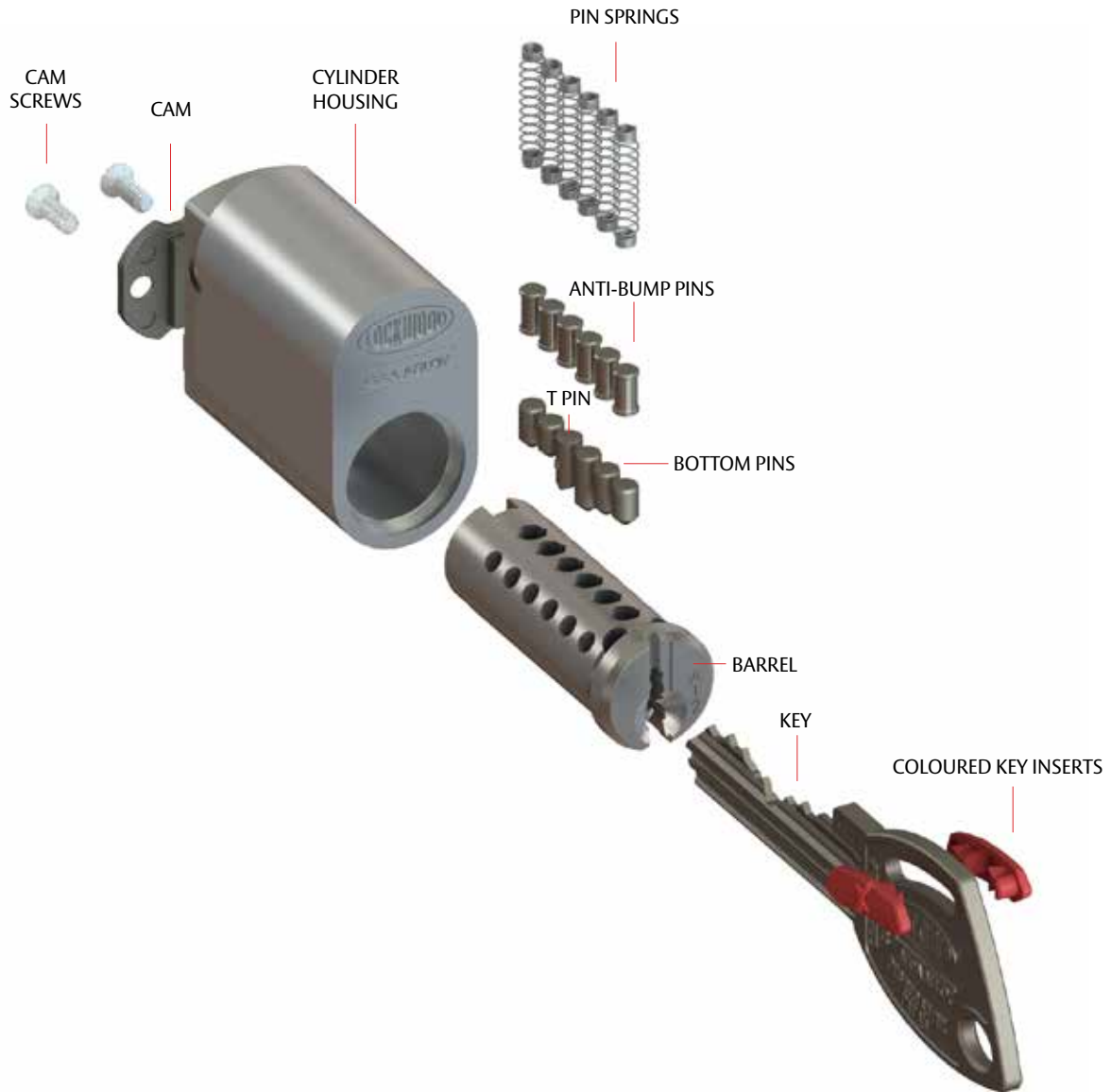
## FP2 Feature

GEN6TX<sup>®</sup> introduces the FP2 feature on barrels and keys. The FP2 feature provides increased protection via a two-way stop-surface system. One or both shoulders on the key will contact stop surfaces on the barrel, but there are three-barrel types mixed to randomize the active stop surfaces.

GEN6TX<sup>®</sup> keys are fully backwards compatible with Generation 6 and GEN6T systems. Generation 6 or GEN6T keys cannot be used with GEN6TX<sup>®</sup> barrels.



# GEN6TX® Keying Platform





# TWIN X® Keying Platform



twin<sup>x</sup>

## Description

Building on the legacy of its predecessor, the TWIN system, TWIN X® enters the market with a fresh aesthetic. Secured by a new patent until 2036 and design registration until 2032, TWIN X® showcases the exclusive 'FP2' feature, marked by a stepped key shoulder and a two-stop surface system on the barrel. TWIN X® boasts a double-locking mechanism, integrating seamlessly into the LOCKWOOD TWIN system. Its innovative sidebar locking feature adds extra layer of security, ensuring a level of protection that discerning users demand.

## Backwards compatibility


Ensuring a smooth transition, TWIN X® key blanks are fully compatible with existing TWIN systems. The TWIN X® barrels are available in parallel with TWIN barrels, providing seamless integration with existing systems.

## Exclusive Key Ways for Enhanced Control

Catering to the unique needs of our esteemed dealers and Locksmiths, TWIN X® offers exclusive Key ways that provide enhanced key control. Each TWIN X® key blank is meticulously distributed through our comprehensive yet secure dealer network, mitigating the risk of unauthorized duplication.

## Identification of Keys

Individual keys within a Master Key System can be easily recognized through the use of color coded inserts. There are a total of twelve colors to choose from.



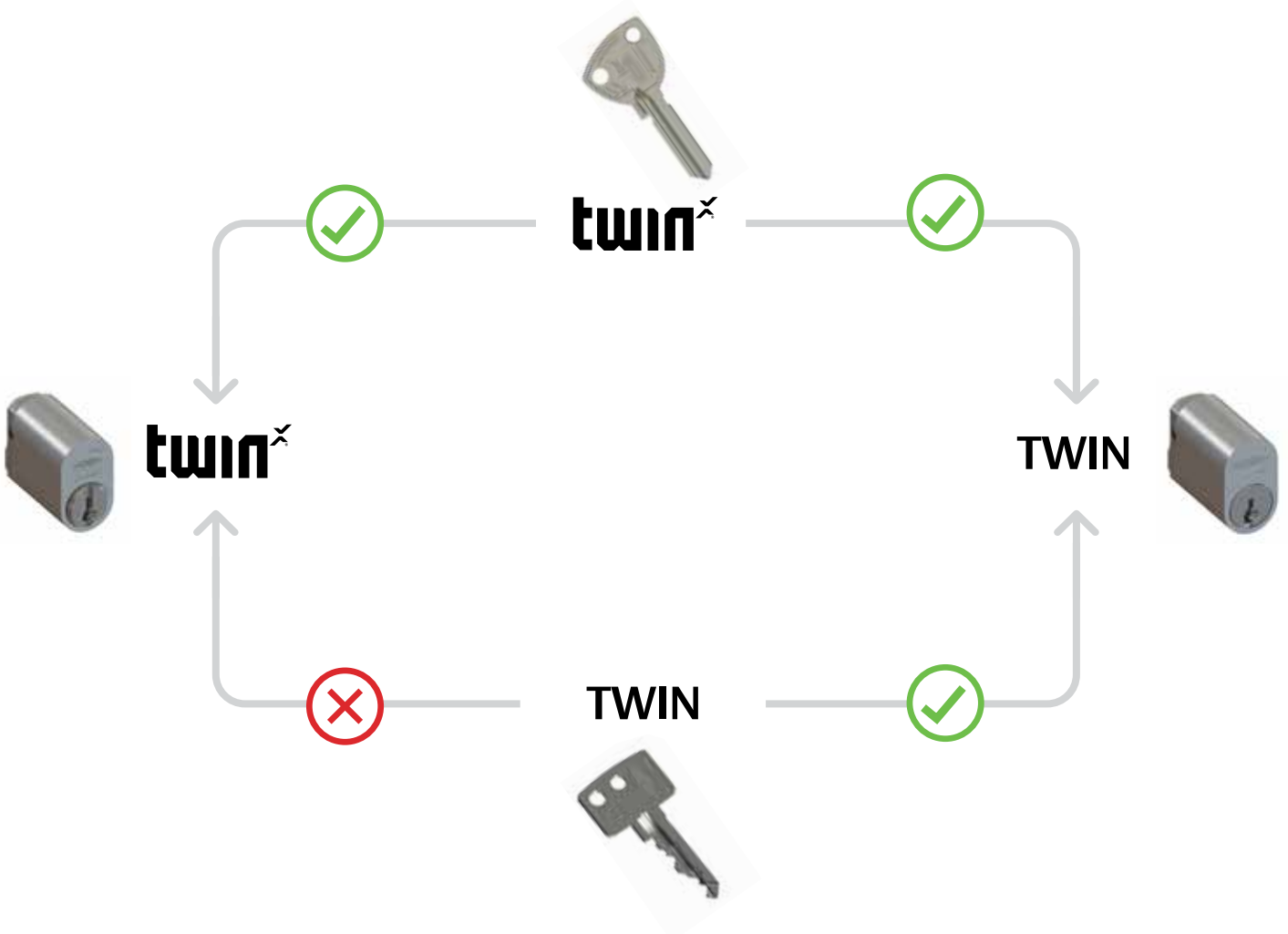


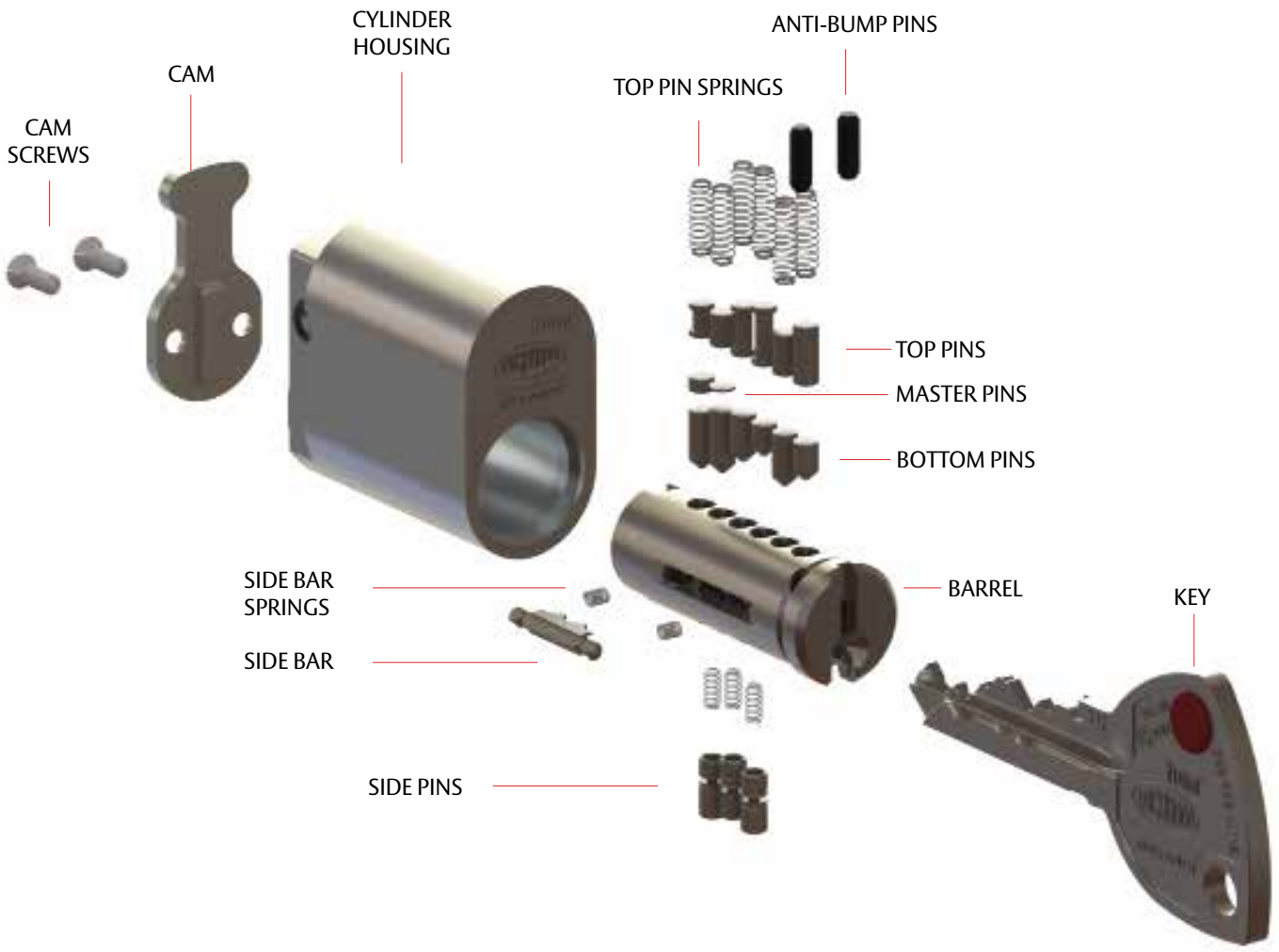
# TWIN X<sup>®</sup> Keying Platform

## Exclusivity

The Lockwood TWIN X<sup>®</sup> Keying System features a distinctive 5-element profile system to meet the modern access solutions demands. Exclusivity is granted to authorized dealers and locksmiths, reinforced by a unique combination of profile and side pins.

Constructed with a 3 mm thick nickel silver, the key is designed to keep its structural integrity and withstand prolonged use. Furthermore, TWIN X<sup>®</sup> key is compatible for code cutting with the standard in-line key cutting machine.

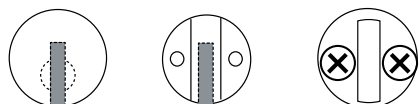




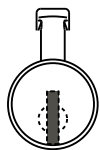
# Cylinders



There are numerous Lockwood cylinder variations available to suit the many different locks available in the Australian market. In pages 10–21 these are shown with detail on dimensions, available cams, finishes and platforms. The diagrams on the following pages have been provided for reference purposes. They are available in various keyways or profiles. For simplicity the keyway has been shown blacked out.



# Contents




**001 Internal  
Cylinder**

page 10



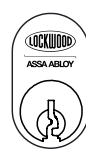
**201 Rim  
Cylinder**

page 10



**570 Australian  
Oval Cylinder**

page 11



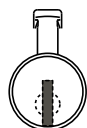
**570E Modular Base  
Cylinder & 3700  
Dual Access Lower  
Cylinder**

page 12



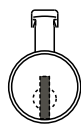
**577 Synergy  
3500 Series Dual  
Access Lower  
Cylinder**

page 12



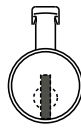
**334 Padlock  
Cylinder**

page 13



**355 Internal  
Cylinder**

page 13



**530 Key in  
Knob Cylinder**

page 14




**691 Cupboard  
Lock Cylinder**

page 14



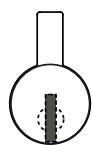
**3500 Series  
Hold Back  
Cylinders**

page 15



**8217 Astra  
Oval Cylinder**

page 16



**8221 "PD"  
Cylinder**

page 16



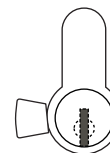
**8466 Kawneer  
Cylinder**

page 17



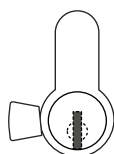
**Nexion®  
Cylinder**

page 18



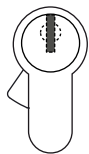
**Euro Profile Lazy  
Cam Double  
Cylinder - suits  
Security Door locks**

page 19



**Euro Profile Lazy  
Cam Cylinder &  
Turn - suits Security  
Door locks**

page 19



**Euro Double  
Cylinder -  
Fixed Cam**

page 20



**Euro Cylinder  
and Turn -  
Fixed Cam**

page 20



**Euro Single  
Cylinder -  
Fixed Cam**

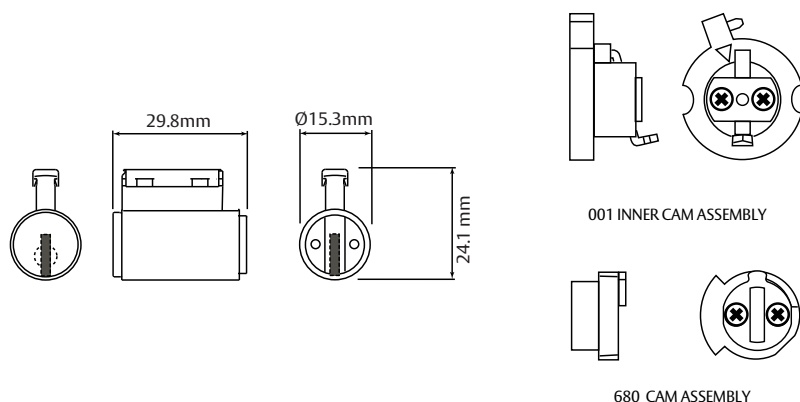
page 21

# Cylinders

## 001 Internal Cylinder

Key System	Part Number	Description	SC	CP	PB
Standard	SP001-3020	001 Inner Cylinder with 001 Cam Assembly	✓	✓	✓
GEN6TX®	001G6TXNEIM	001 Inner Cylinder with 001 Cam Assembly	✓	✓	✓
TWIN X®	001/T1XNEIMDP	001 Internal Cylinder with 001 Cam Assembly	✓	✓	
Standard	SP680-320	680 Cylinder with 680 Cam Assembly	✓		
GEN6TX®	680G6TXNEEM	680 Cylinder with 680 Cam Assembly	✓		
TWIN X®	680/T1XNEEMDPSC	<b>680 Cylinder with 680 Cam Assembly</b>	✓		

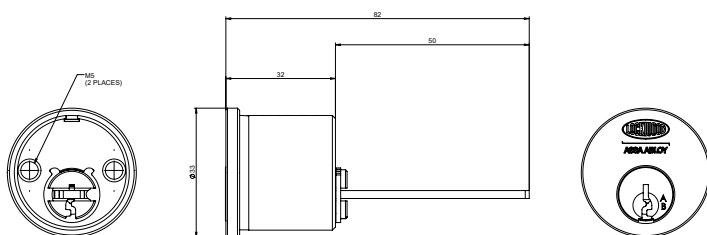
This cylinder is used for the inside of the Lockwood 001 Deadlatch and as the cylinder for the 680 Lockable Patio Bolt. The application and function is dependant on the various cylinder cams shown below.



## 201 Rim Cylinder

Key System	Part Number	Description	SC	CP	PB
Standard	201-252	201 Rim Cylinder with Tail Bar	✓	✓	✓
GEN6TX®	201G6TXNREM	201 Rim Cylinder with Tail Bar	✓		
TWIN X®	201/T1NREMDP	201 Rim Cylinder with Tail Bar	✓	✓	✓

This cylinder is used as the external cylinder in a wide range of rimlocks including Lockwood 001, 002, 303, 355, 201, 211, 213 etc.



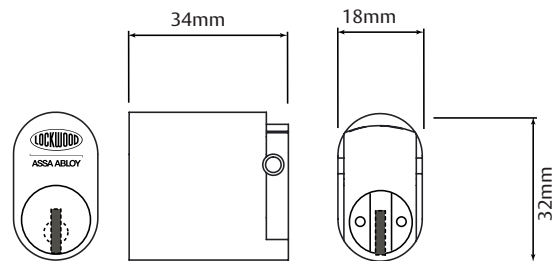
# Cylinders

## 570 Australian Oval Cylinder

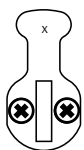
Key System	Part Number	Description	Finishes		
			SC	CP	PB
Standard	SP3540-2	Oval Cylinder with Rabbit Ear Cam	✓	✓	✓
Standard	570-2	Oval Cylinder with X Cam	✓	✓	✓
Standard	571-2	Oval Cylinder with Y Cam	✓	✓	✓
Standard	572-2	Oval Cylinder with Z Cam	✓	✓	✓
Standard	575-2	Oval Cylinder with W Cam	✓	✓	✓
Standard	575-52	Oval Cylinder with M Cam	✓	✓	✓
Standard	570C4/V	Oval Cylinder with V Cam	✓	✓	✓
Standard	570C4/X7	Oval Cylinder with X7 Cam	✓	✓	✓
GEN6TX®	3540G6TXNOEM	Oval Cylinder with M Rabbit Ear Cam	✓	✓	✓
GEN6TX®	570G6TXWOEM	Oval Cylinder with W Cam	✓	✓	✓
GEN6TX®	570G6TXOEM	Oval Cylinder with X Cam	✓	✓	✓
GEN6TX®	570G6TXYOEM	Oval Cylinder with Y Cam	✓	✓	✓
GEN6TX®	570G6TXZOEM	Oval Cylinder with Z Cam	✓	✓	✓
GEN6TX®	570G6TXVOEM	Oval Cylinder with V Cam	✓	✓	✓
GEN6TX®	570G6TXX7OEM	Oval Cylinder with X7 Cam	✓	✓	✓
TWIN X®	3540/T1XNOEMDP	Oval Cylinder with M Rabbit Ear Cam	✓	✓	✓
TWIN X®	570/T1XMOEMDP	Oval Cylinder with M Cam	✓	✓	✓
TWIN X®	570/T1XXOEMDP	Oval Cylinder with X Cam	✓	✓	✓
TWIN X®	570/T1XYOEMDP	Oval Cylinder with Y Cam	✓	✓	✓
TWIN X®	570/T1XZOEMDP	Oval Cylinder with Z Cam	✓	✓	✓
TWIN X®	570/T1XVOEMDP	Oval Cylinder with V Cam	✓	✓	✓
TWIN X®	570/T1XX7OEMDP	Oval Cylinder with X7 Cam	✓	✓	✓

This cylinder is used on Lockwood Cylinder Mortice Locks such as the 3770 Series and 3570 Series (3772, 3572 etc.), 3780 and 3580 Series (3782, 3582 etc.). The lock application and function is dependant on the various cylinder cams shown below.

Various extended length cylinders are also available.



### Standard Cams



"X" CAM  
SP570-18ZP



"Y" CAM  
SP571-18ZP



"Z" CAM  
SP572-18ZP



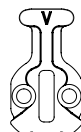
"W" CAM  
SP575-18ZP



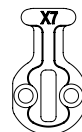
"M" CAM  
W cam mounted  
upside down



"RABBIT EAR" CAM  
SP3540-815ZP



"V" CAM  
SP3700/VCAM



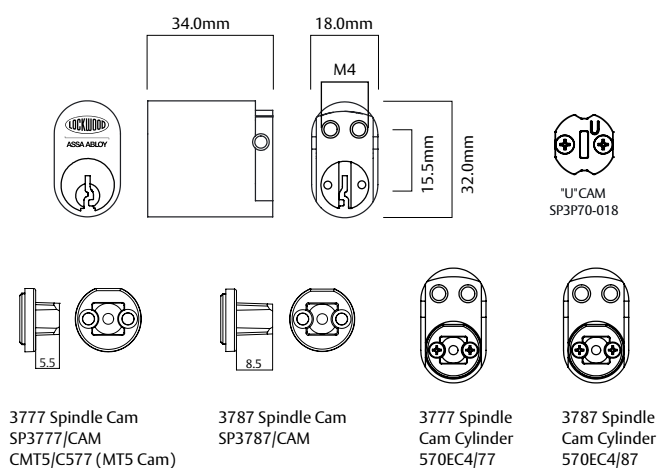
"X7" CAM  
SP3700/X7CAM

# Cylinders

## 570E Modular Base Cylinder & 3700 Dual Access Lower Cylinder

Key System	Part Number	Description	SC	CP	PB
Standard	570E/	570E Modular Base Cylinder	✓	✓	✓
Standard	570EC4/77	3777 Dual Access Lower Cylinder	✓	✓	✓
Standard	570EC4/87	3787 Dual Access Lower Cylinder	✓	✓	✓
GEN6TX®	570EG6TX/	570E Modular Base Cylinder	✓	✓	✓
GEN6TX®	570EG6TX/77	3777 Dual Access Lower Cylinder	✓	✓	✓
GEN6TX®	570EG6TX/87	3787 Dual Access Lower Cylinder	✓	✓	✓
TWIN X®	570ET1X/65X	570E 65MM Long X Cam Cylinder	✓		
TWIN X®	570ET1X/77	3777 Dual Access Lower Cylinder	✓		
TWIN X®	570ET1X/87	3787 Dual Access Lower Cylinder	✓		

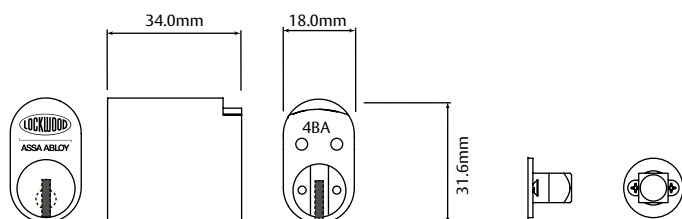
This cylinder is used as both the Modular Base cylinder and the bottom cylinder in the Lockwood 3700 Series Dual Entry Mortice Lock.



## 577 Synergy 3500 Series Dual Access Lower Cylinder

Key System	Part Number	Description	SC	CP	PB
Standard	577-2	577 Cylinder with Standard Cam	✓	✓	✓
GEN6TX®	577G6 TX NOEM	577 Cylinder with Standard Cam	✓	✓	✓
TWIN X®	577/T1XDOEMDP	577 Cylinder Dual Access Lower Cylinder	✓	✓	✓

This cylinder is used as the bottom cylinder in the Lockwood 3577 Dual Entry Mortice Lock.



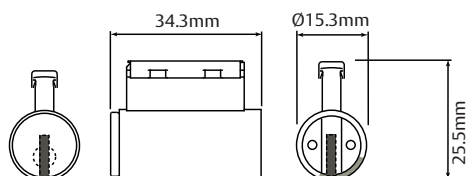


# Cylinders

## 334 Padlock Cylinder

Key System	Part Number	Description	SC	CP	PB
GEN6TX®	334BG6TXNEEM	334B Padlock Cylinder	✓		
TWIN X®	334BT1XNEEMDPMS	334B Padlock Cylinder	✓		

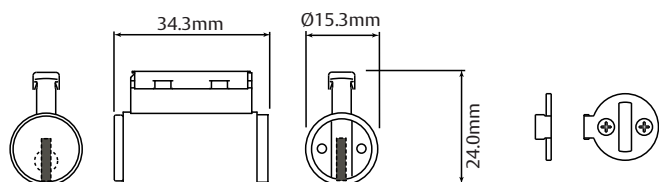
This cylinder is used for the Lockwood 334 range of padlocks and various other re-keyable padlocks. Utilises the 570 barrel (inline systems).



## 355 Internal Cylinder

Key System	Part Number	Description	SC	CP	PB
Standard	SP355-120	355 Inner Cylinder with Cam	✓		
GEN6TX®	355G6TXNEIM	355 Inner Cylinder with Cam	✓		
TWIN X®	355/T1XNEIMDP	355 Inner Cylinder with Cam	✓		

This cylinder is used for the inside of the Lockwood 355 Deadlock. Utilises the 570 barrel (inline systems).

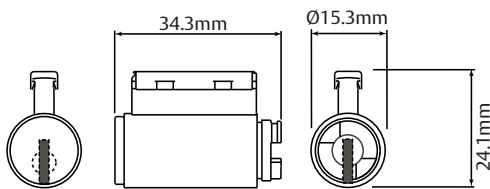


# Cylinders

## 530 Key in Knob Cylinder

Key System	Part Number	Description	SC	CP	PB
Standard	530-20	530 Cylinder	✓		
GEN6TX®	530G6TXNEEM	530 Cylinder	✓		
TWIN X®	530/T1XNEEMDP	530 Cylinder	✓		

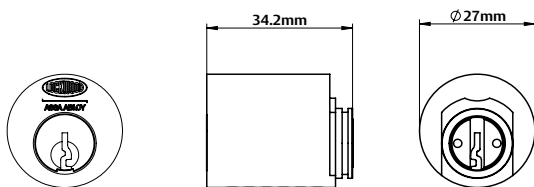
This cylinder is used in the Lockwood 530 Series Key in Knob Locksets and the 930/950 Series Key in Lever Locksets. Also used in the Lockwood 301 Padlock.



## 691 Cupboard Lock Cylinder

Key System	Part Number	Description	SC	CP	PB
Standard	691-2SC	691 Cupboard Lock Cylinder	✓	✓	✓
GEN6TX®	691G6TXNREMSC	691 Cupboard Lock Cylinder	✓	✓	✓
TWIN X®	691/T1XNREMDP	691 Cupboard Lock Cylinder	✓	✓	✓

This cylinder is used in the 693 cupboard lock range.



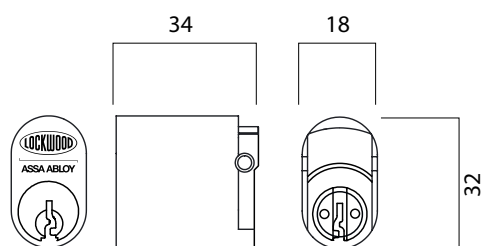
# Cylinders

## 3500 Series Hold Back Cylinders

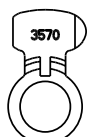
Key System	Part Number	Description	SC	CP	PB
Standard	3570-2402	3570 Synergy Hold Back Cylinder R/Hand	✓	✓	✓
Standard	3570-2452	3570 Synergy Hold Back Cylinder L/Hand	✓	✓	✓
Standard	3580-2402	3580 Synergy Hold Back Cylinder R/Hand	✓	✓	✓
Standard	3580-2452	3580 Synergy Hold Back Cylinder L/Hand	✓	✓	✓
GEN6TX®	3570G6TXROEM	3570 Synergy Hold Back Cylinder R/Hand	✓	✓	✓
GEN6TX®	3570G6TXLOEM	3570 Synergy Hold Back Cylinder L/Hand	✓	✓	✓
GEN6TX®	3580G6TXROEM	3580 Synergy Hold Back Cylinder R/Hand	✓	✓	✓
GEN6TX®	3580G6TXLOEM	3580 Synergy Hold Back Cylinder L/Hand	✓	✓	✓
TWIN X®	3570T1XLOEMDP	3570 Synergy Hold Back Cylinder L/Hand	✓	✓	✓
TWIN X®	3570T1XROEMDP	3570 Synergy Hold Back Cylinder R/Hand	✓	✓	✓
TWIN X®	3580T1XLOEMDP	3580 Synergy Hold Back Cylinder L/Hand	✓	✓	✓
TWIN X®	3580T1XROEMDP	3580 Synergy Hold Back Cylinder R/Hand	✓	✓	✓

**NOTE:** A hold back adaptor is available to suit MT5 Modular Base Cylinders

This cylinder is used as the holdback cylinder for Lockwood Synergy 3500 Series Mortice Locks



H/B CAM RETAINER PLATE  
SP3570-5118



3580 H/B CAM  
SP3580-5125

RH 3570 H/B CAM  
SP3570-5125

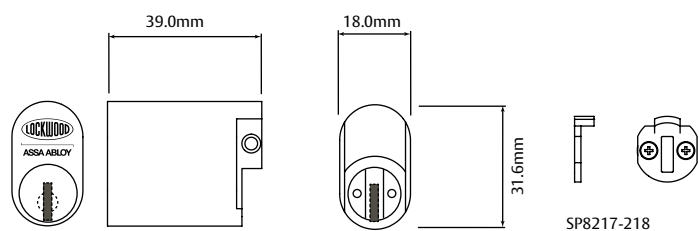
LH 3570 H/B CAM  
SP3580-5625

# Cylinders

## 8217 Astra Oval Cylinder

Key System	Part Number	Description	SC	CP	PB
Standard	8217-5	Astra Oval with Standard Cam	✓		
GEN6TX®	8217G6TXNOEM	Astra Oval with Standard Cam	✓		
TWIN X®	8217T1XNOEMDP	Astra Oval with Standard Cam	✓		

This cylinder is used for Astra Mortice Locks.

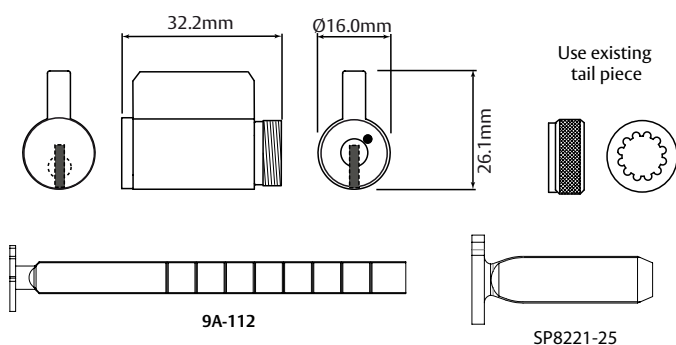


## 8221 "PD" Cylinder

Key System	Part Number	Description	SC	CP	PB
Standard	8221-102	PD Cylinder - * Use Existing Cam from Lock	✓	✓	✓
GEN6TX®	8221G6TXNEEM	PD Cylinder - * Use Existing Cam from Lock	✓	✓	✓
TWIN X®	8221T1XNEEMDP	PD Cylinder - * Use Existing Cam from Lock	✓	✓	✓
Standard	9A-CYL520	Onyx External Cylinder with Onyx Cam	✓		
GEN6TX®	ONYG6TXNEEM	Onyx External Cylinder with Onyx Cam	✓	✓	✓

This cylinder is used in Lockwood 7105 and 7108 Symmetry Deadbolts, Yale Commercial Key in Knob Locksets, and the outside of the Lockwood Onyx Sliding Patio Door Lock. Also used in many other imported locksets.

Various tail pieces can be fitted to this cylinder. Due to the variety available the tail piece from the existing lockset will be required to be fitted to this cylinder.



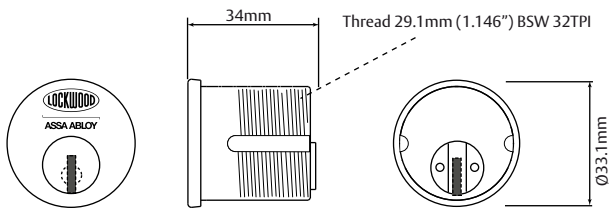
# Cylinders

## 8466 Kawneer Cylinder

Key System	Part Number	Description	SC	CP	PB
Standard	8466-1	Kawneer Cylinder with 8466-18 Cam	✓		
GEN6TX®	8466G6TXKREM	Kawneer Cylinder with 8466-18 Cam	✓		
TWIN X®	8466T1XKREMDP	Kawneer Cylinder with 8466-18 Cam	✓		

This cylinder is used in many imported locks. The cylinder is screwed into the mortice lock and then retained by a grub screw. It is important to check the thread pitch for compatibility. This cylinder comes with the 8466-18 Deadlocking Cam. Other cams are available separately.

Various other tail pieces can be fitted to this cylinder. Due to the variety available the tail piece from the existing lockset may be required to be fitted to this cylinder.



8219-18  
Yale



SP8466-18  
Kawneer Deadlocking



8466-28  
Kawneer Latching



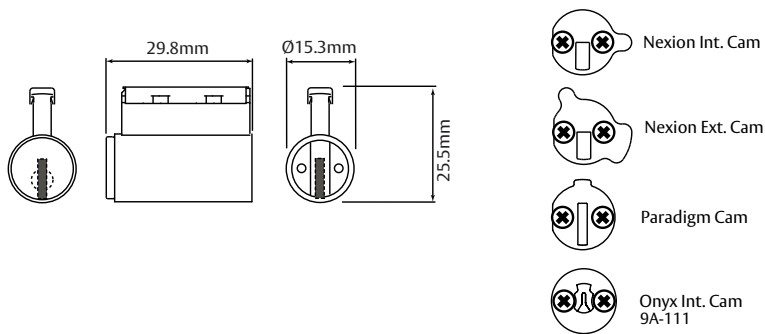
SP8219-218  
Vingcard

# Cylinders

## Nexion® Cylinder

Key System	Part Number	Description	SC	CP	PB
Standard	EV22/20	Paradigm Double Cylinder with Paradigm Cam	✓	✓	✓
GEN6TX®	005G6TXNEEM	Paradigm Single Cylinder with Paradigm Cam (Internal or External)	✓	✓	✓
Standard	NX8/2	Nexion Double Cylinder with Nexion Cam	✓	✓	✓
GEN6TX®	NEXG6TXNEEM	Nexion External Cylinder with Nexion Cam	✓	✓	✓
GEN6TX®	NEXG6TXNEIM	Nexion Internal Cylinder with Nexion Cam	✓	✓	✓
TWIN X®	NEX/T1XNEDMDP	Nexion Internal Cylinder with Nexion Cam	✓	✓	✓
Standard	9A-CYL521	Onyx Internal Cylinder with Onyx Cam	✓		
GEN6TX®	ONYG6TXNEIM	Onyx Internal Cylinder with Onyx Cam	✓	✓	✓

This cylinder is a tall top chamber cylinder utilising the 001 barrel (inline systems). Used for Lockwood 005 Paradigm Deadbolt, Nexion Locksets and the inside on the Onyx Sliding Patio Door Lock. The lock application and function is dependant on the various cylinder cams shown below.

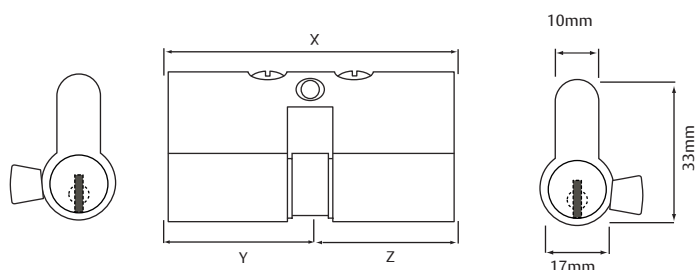


# Cylinders

## Euro Profile Lazy Cam Double Cylinder - suits Security Door locks

Key System	Part Number	Description	X	Y	Z	SC	CP	PB
Standard	8650-2	Double Euro Cylinder with Lazy Cam (5 pin)	62.6	31.3	31.3		✓	
Standard	9555-302	Double Euro Cylinder with Lazy Cam	70	35	35		✓	
GEN6TX®	9555-3G6TXNSDM	Double Euro Cylinder with Lazy Cam	70	35	35		✓	
TWIN X®	9888T1XGSDMDP	Double Euro Cylinder with Lazy Cam	70	35	35		✓	

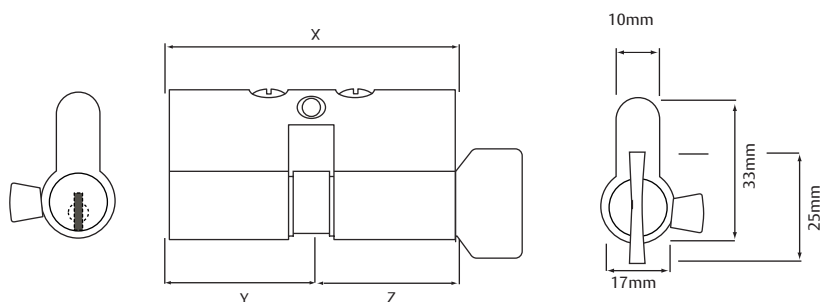
Used in various security door locks including Lockwood 8653, Whitco Tasman and Leichhardt Locksets. Retainer screw is 3/16" BSW thread and 32mm long.



## Euro Profile Lazy Cam Cylinder & Turn - suits Security Door locks

Key System	Part Number	Description	X	Y	Z	SC	CP	PB
Standard	9555-402L	Cylinder and Turn Euro with Lazy Cam L/H	70	35	35		✓	
	9555-402R	Cylinder and Turn Euro with Lazy Cam R/H	70	35	35		✓	
GEN6TX®	9555-4G6TXLSTM	Cylinder and Turn Euro with Lazy Cam L/H	70	35	35		✓	
	9555-4G6TXRSTM	Cylinder and Turn Euro with Lazy Cam R/H	70	35	35		✓	
TWIN X®	9888T1XJSTMDPCP	Cylinder and Turn Euro with Lazy Cam L/H	70	35	35		✓	
	9888T1XESTMDPCP	Cylinder and Turn Euro with Lazy Cam R/H	70	35	35		✓	

Used in various security door locks including Lockwood 8653, Whitco Tasman and Leichhardt Locksets. Retainer screw is 3/16" BSW thread and 32mm long.



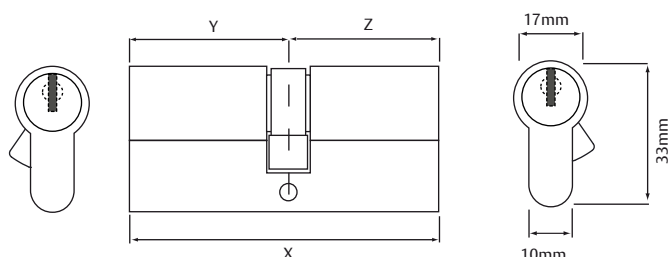


# Cylinders

## Euro Double Cylinder - Fixed Cam

Key System	Part Number	Description	X	Y	Z	SC	CP	PB
Standard	9555-102	Double Cylinder Euro with Fix Cam	70	35	35		✓	
GEN6TX®	9555-1G6TXNSDM	Double Cylinder Euro with Fix Cam	70	35	35		✓	
TWIN X®	9888T1XNSDMDP	Double Cylinder Euro with Fix Cam	70	35	35		✓	

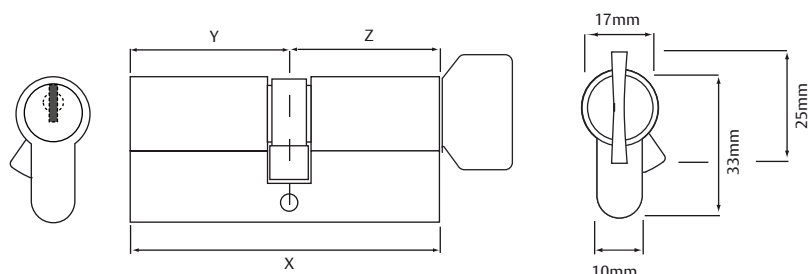
Used in many Euro style mortice locks including Lockwood Optimum and Defender Mortice Locks. Retainer screw is M5 thread.



## Euro Cylinder and Turn - Fixed Cam

Key System	Part Number	Description	X	Y	Z	SC	CP	PB
Standard	9555-202	Cylinder and Turn Euro with Fix Cam	70	35	35		✓	
GEN6TX®	9555-2G6TXNSTM	Cylinder and Turn Euro with Fix Cam	70	35	35		✓	
TWIN X®	9888T1NSTMDP	Double Cylinder Euro with Fix Cam	70	35	35		✓	

Used in many Euro style mortice locks including Lockwood Optimum and Defender Mortice Locks. Retainer screw is M5 thread.

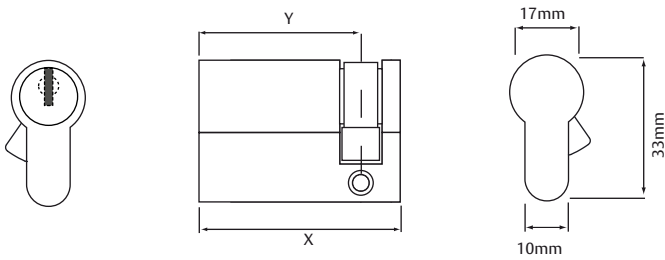


# Cylinders

## Euro Single Cylinder - Fixed Cam

Key System	Part Number	Description	X	Y	Z	SC	CP	PB
Standard	9555-502	Cylinder and Turn Euro with Fix Cam	45	35			✓	
GEN6TX®	9555-5G6TXNSEM	Cylinder and Turn Euro with Fix Cam	45	35			✓	
TWIN X®	9888T1XNSTMDPCP	Cylinder and Turn Euro with Fix Cam	45	35			✓	

Used in many Euro style mortice locks including Lockwood Optimum and Defender Mortice Locks. Retainer screw is M5 thread.



# Modular Cylinder Extensions



The Lockwood's new Modular Cylinder Extensions provide a simple and effective method of producing an extended cylinder. The onsite flexibility of this solution will save both time and money in all applications where extended cylinders are required.

Extended cylinders are often required where a door thickness of 50mm or greater, or when the mortice lock is mounted off centre in the door. The extra length in the cylinder is required to bring the face of the cylinder out from the door and escutcheon to enable use of the key.

Virtually any length cylinder can be made by stacking as many or as few extension pieces as required together and screwing them into the back of a special extended cylinder base.

The desired cam required for the special lock function is attached to the end of the extended cylinder and then it is ready for installation.

## Cylinder

A special extended base cylinder is required as it has two tapped holes in the back of the cylinder to accept the assembly screws to retain the extension kits. These cylinders use the standard 570 type barrel. These

extended base cylinders are available in standard and Lockwood MT5+® Keying Systems with a universal barrel adaptor to drive the barrel extensions found in the extension kits.

## Extension Kits

There are three different size extension kits that can be mixed and matched with the extended cylinder base to make up the desired length cylinder. They come in 7mm, 10mm and 24mm sizes. Each kit comes complete with the cylinder extension, barrel extension and universal barrel adaptor screwed to the barrel extension. Once the cylinder is assembled the rear barrel adaptor is removed and the standard locking cam (X, Z, Y, etc.) is fitted to operate the mortice lock.

## Assembly Screws

There are four lengths of assembly screws that are available to hold the extension kit/s to the extended base cylinder, depending on the overall length required.

## How to Order

You will need to order the extended base cylinder (in the required keying system), the extension kit or kits needed to make up the cylinder length and the assembly screws to hold the extension kits to the extended base cylinder. The end cam will then need to be changed for the required cam needed for the function of the mortice lock.

# Modular Cylinder Extensions

## Assembled product Standard

Part Number	Description
570E/SC	Extended Base Cylinder with "U" cam "C4" profile, keyed to differ with 2 keys
570E/50USC	50mm Extended Cylinder assembly with "U" cam. "C4" profile, keyed to differ with 2 keys
570E/65USC	65mm Extended Cylinder assembly with "U" cam. "C4" profile, keyed to differ with 2 keys

### Note:

For other cylinder cam variants the end "U" cam can be removed and the required cam fitted. These additional cams are to be ordered separately.



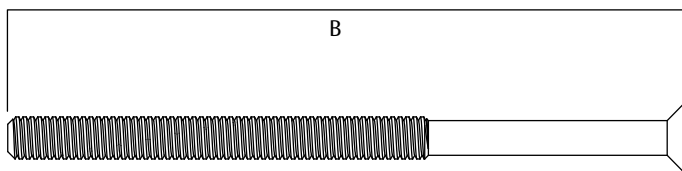
## Assembled product GEN6T

Part Number	Description
570EG6/SC	Extended Base Cylinder with "U" cam. GEN6T restricted profile, no keys
570EG6/50USC	50mm Extended Cylinder assembly with "U" cam. GEN6T restricted profile, no keys
570EG6/65USC	65mm Extended Cylinder assembly with "U" cam. GEN6T restricted profile, no keys

## Screws

Part Number	Pack Size	Length (B)	Min – Max Extension (mm) If screw uncut
SRWM4-32SS	10	32	7 – 24
SRWM4-42SS	10	42	14 – 36
SRWAM4-65SS	10	65	37 – 58
SRWAM4-75SS	10	75	47 – 68

Screws are available in following sizes which can be cut and deburred to the desired length.

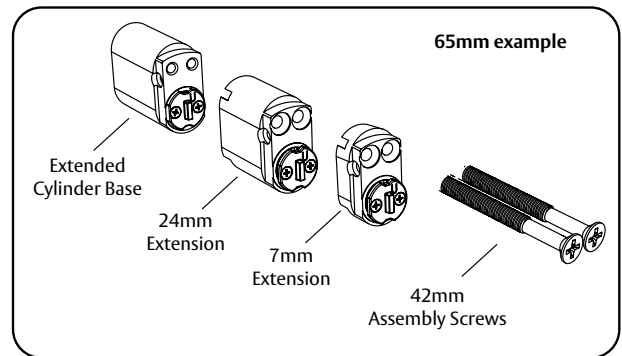
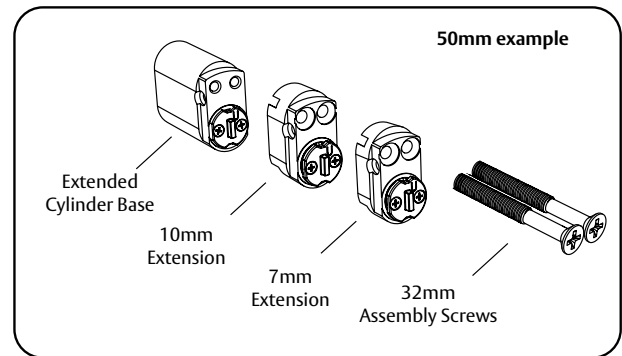
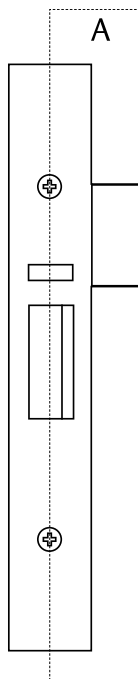


# Modular Cylinder Extensions

## Cylinder Extension Guide

Overall Cylinder Length Required	Cylinder Projection (A)*	Door Thickness	Extended Base Cylinder	7mm Extension Kit	10mm Extension Kit	24mm Extension Kit	32mm Assembly Screw	42mm Assembly Screw	65mm Assembly Screw
34	37	35	49			Standard Mortice Cylinder			
41	44	49	63	1	1		2		
50	54	63	83	1	1	1	2		
61	64	83	103	1	1	2		2	
65	68	93	98	1	1		1	2	
72	75	103	123	1	2		1		2
82	85	123	143	1			2		2
92	95	143	163	1		1	2		2

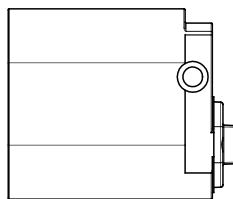
\*Cylinder projection is based Selector Series Mortice Lock, Synergy Series Mortice lock projections are 1mm less.



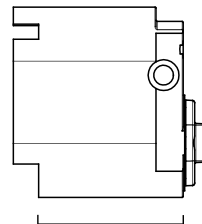
## Extension Kits

Part Number	Pack Size	Description
570/EXT07	5	7mm Extension Kit
570/EXT10	5	10mm Extension Kit
570/EXT24	5	24mm Extension Kit

Extended Cylinder Base

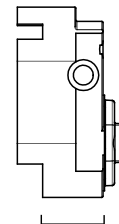


Part No. 570/EXT24



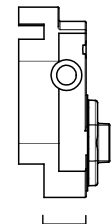
24mm Extension

Part No. 570/EXT10



10mm Extension

Part No. 570/EXT07



7mm Extension



**ASSA ABLOY**

Lockwood is the leading brand in the Australian locking industry. With an established reputation for high quality products, this iconic brand provides a wide range of locking solutions to residential housing, commercial building and industrial application markets. Lockwood is supported by an extensive distribution and after-sales support network. Our customers include retailers, architects, trade and industrial personnel, locksmiths and security dealers.

ASSA ABLOY is the global leader in door opening solutions, dedicated to satisfying end-user needs for security, safety and convenience.

ASSA ABLOY is represented in all major regions, in both mature and emerging markets, with leading positions in Australia, Europe and North America.

**25YEAR  
MECHANICAL  
WARRANTY**

#### The Lockwood 25 Year Mechanical Warranty

Our belief that we manufacture the finest premium products available in today's market place is backed by the Lockwood 25 Year Mechanical Warranty, ensuring that Lockwood continues to keep Australians safe by delivering security and peace of mind.

For warranty terms and conditions, please visit [www.lockweb.com.au](http://www.lockweb.com.au) or call 1300WARRANTY

**ASSA ABLOY Australia Pty Ltd**  
235 Huntingdale Road  
Oakleigh, Victoria, 3166  
Australia

**1300 LOCK UP (1300 562 587)**  
[lockweb.com.au](http://lockweb.com.au)

**ASSA ABLOY New Zealand Ltd**  
6 Armstrong Road  
Albany, Auckland, 0632  
New Zealand

[info.nz@assaabloy.com](mailto:info.nz@assaabloy.com)  
Telephone +64 9415 7111  
[assaabloy.co.nz](http://assaabloy.co.nz)

#### Disclaimer

Whilst every effort has been made to ensure that the information (including product images and drawings) contained in this brochure is accurate at the time of publication, ASSA ABLOY Australia Pty Limited ("ASSA ABLOY") recommends that you consult ASSA ABLOY or its agents prior to placing an order to ascertain current information on specific products, as ASSA ABLOY reserves the right to make changes without notice. ASSA ABLOY will not be liable for any injury, loss or damage whatsoever, arising from any errors or omissions in the information contained in the brochure or arising from the use or application of the information contained herein. © 2023 copyright by ASSA ABLOY All rights reserved

