


LOCK-IT-WELL



LIWQ02-CCQ01
Quality Assured
Company

34 Yale Drive, Epping VIC 3076
Ph (03) 9408 9907 Email sales@lockitwell.com.au
www.lockitwell.com.au for Full Product Information

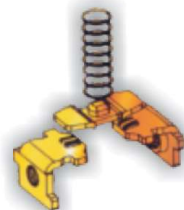
"Auto Series" Automatic Doors



Designed for control of Automatic doors on commercial building (Can be used for other applications). The "A" series uses a unique removable cylinder enabling convenient master keying and key recombinations. The lock cylinder also serves to lock in place a metal cover protecting the mounting screws from removal.



Hi-tech multi
voltage contacts



AL515007
Spring Return
To Centre
"A" = 36mm

Terminals 1-2 = Raise
3-4 = Lower

AL545021
4 Position
Multi Step with common
"A" = 38mm

Terminals 1-Open 5-Auto
2-Common 3-Lock 7-Exit

AL525003
Off / On
"A" = 30mm

Terminals 1-2 = Off N/C
3-4 = On N/O

AL515004
Spring Return
"A" = 36mm

Terminals 1-2 = N/O
3-4 = N/C

Warning :- All mains and high voltage equipment must only be connected by a licensed electrician.
Earth connections must be connected where provided.
All dimensions and specifications are indicative only and may change without notification.

Specialised Security Products
Patented & Registered Designs

A-Series
2020

©copyright Lock It Well 2020

How To Order

AL545021

Digit 1
"A = Auto Series"

Digit 3
Mounting Type
"5 = Mullion"

Digit 5
Electrical Rating
"5 = 10Amp Multi-Volt"



The Example shown is for a Auto Series Lockwood 6-pin inline mullion mount, with key removal in 4 positions Multi-Voltage switch.

Digit 2 "Lock Type"

- A Astra
- B Bilock
- D Abloy (Protec & Disklock)
- E Efc0
- G Kaba Modular
- H Kaba Gege
- I Cyberlock EKA
- J Lockwood MT5+
- L Lockwood**
(6-Pin Inline)
- P Binary Plus
- S Schlage
- T Lockwood Twin
- V Lockwood V7
- W Evva
- Z Galazy
- O Other

Digit 4 "Key Removal"

- 1 Position
- 2 Position
- 3 Position
- 4 Position**
- 5 Position



"A Series"
Cylinder Cam
LIW Code "PA05"

Digit 6,7&8 "Switch Circuits"

Note: Refer to full switch circuits for other switch configurations

Key

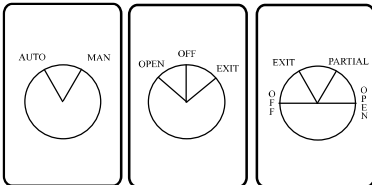
- = Contact
- = Terminal
- ← = Spring Ret
- = Link

Spring Return	Two Position	Three Position	Five Position
004 BWN (SK2) position OFF/ON 1 N/O 1 N/C SPRING RETURN	003 BWN (SK1) position OFF/ON 1 N/O 1 N/C CHANGE OVER	005 position ON/OFF/ON DOUBLE-THROW CENTRE OFF isolated contacts	290 position BESAM AUTO DOOR - 5 POSITION
008 position OFF/ON 2 Pole SPRING RETURN	001 position OFF/ON 2 pole	006 position ON/OFF/ON DOUBLE-THROW WITH CENTER OFF	
007 position ON/OFF/ON SPRING RETURN TO CENTRE	033 position OFF/ON 1 N/O 1 N/C CHANGE OVER WITH COMMON	011 position 3 POSITION MULTI-STEP	999 you specify position 1 2 3 4 5 6 7 8 9 10
Four Position			
021 position 1 = White 2 = Yellow 3 = Red 4 = Black 5 = Green 6 = White 7 = Blue 8 = Red 4 POSITION MULTI-STEP	041 position 1 = Yellow 4 = Black 2 = White 6 = Green 3 = Red 8 = Blue BWN 88 SERIES - LOCK	046 position 1 = Black 2 = Red 3 = White 4 = Yellow 5 = Blue 7 = Green EDINGTON AUTO DOORS	
237 position 1 = Yellow 2 = White 3 = Black 4 = Green 5 = Green 6 = Blue 7 = Red 8 = Red "HD3000" HORIZON doors	269 position (IR) DOR-O-MATIC "D" SERIES		

Engraving

"Laser Etching"

Some switch types have common engraving. If you have special requirements Please show them in the following way at time of order.



Note: Charges apply

Note

This page only contains a selected range of standard circuits. Almost any other circuit can be produced on request

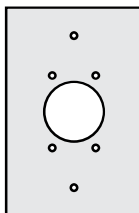
Optional Extras



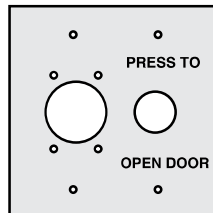
5mm Spacer
LIW Order Code "PC09"



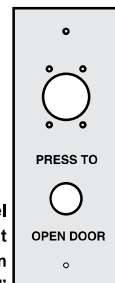
Stainless Steel Flush Mount
70mm x 115mm
LIW Order Code "PZ11"



Stainless Steel Surface
70mm x 115mm
LIW Order Code "PZ37"



Stainless Steel Flush Mount
115mm x 115mm
LIW Order Code "PZ38"



Stainless Steel Verticle Mount
230mm x 75mm
LIW Order Code "PZ39"