

# Selector<sup>®</sup> 3772 Escape Locks



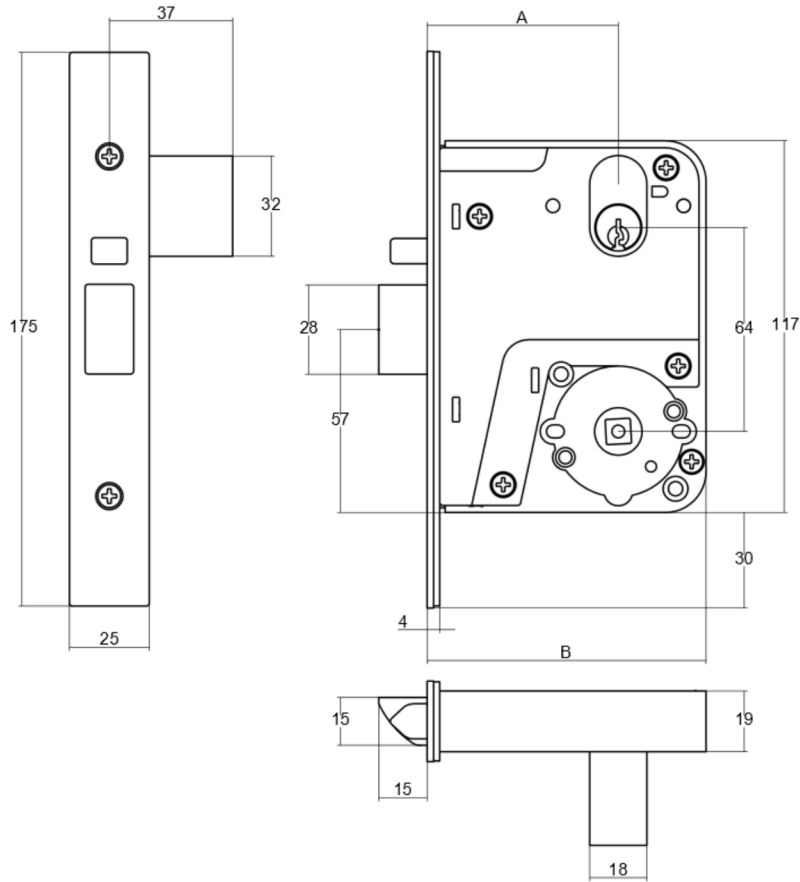
## Description

These locks have various latching functions which can be operated by key or handle outside and by turnknob, key or handle inside.

## Product Details

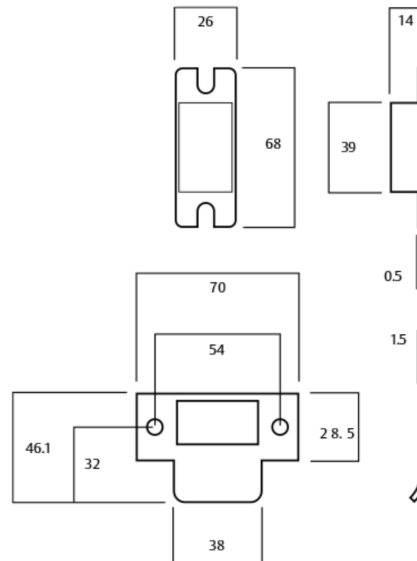
|                  |  |
|------------------|--|
| <b>Backset</b>   | Available in 60, 89 and 127mm backsets.  |
| <b>Furniture</b> | Compatible with most Lockwood rose and plate furniture including Brass Door Furniture, Robert Watson Series, Artefact Series II, Ovation Series and VSR Series. Refer to <a href="http://lockweb.com.au">lockweb.com.au</a> for further details. |
| <b>Latch</b>     | Deadlatch only.  |
| <b>Standard</b>  | Stainless Steel (SS)   |
| <b>Finishes</b>  | Other finishes available via finish kit conversions  |

# Selector® 3772 Escape Locks



## Selector® 3772 Escape Locks

| Part Number | 3772 | 4772 | 5772 |
|-------------|------|------|------|
| Dimension A | 60   | 89   | 127  |
| Dimension B | 88   | 117  | 155  |



# Selector® 3772 Escape Locks

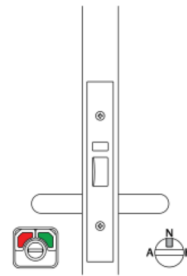
## Escape Lock

**Part Number** 3772--

**Outside:** Handle always rigid.

**Inside:** Opened by handle at all times.

This function requires the locking bar to be positioned in the locked position once lock is set.



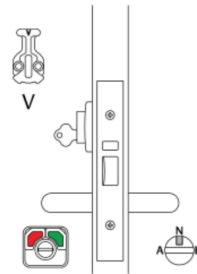
## Anti-vandal Escape Lock

**Part Number** 3772V-

Single cylinder.

**Outside:** Opened by handle when unlocked. Key locks and unlocks outside handle and retracts bolt after unlocking lock.

**Inside:** Opened by handles at all times.



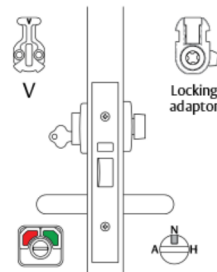
## Anti-vandal Escape Lock with Turn

**Part Number** 3772VT

Cylinder and turnknob.

**Outside:** Opened by handle when unlocked. Key locks and unlocks outside handle and retracts bolt after unlocking lock.

**Inside:** Opened by handle at all times. Turnknob locks or unlocks outside handle.



## Key Entry Escape Lock

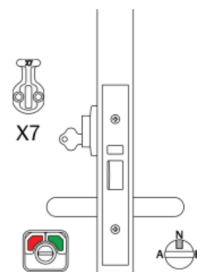
**Part Number** 3772X-

Single cylinder.

**Outside:** Opened by key at all times. Handle always rigid.

**Inside:** Opened by handle at all times.

This function requires the locking bar to be positioned in the locked position once lock is set.



### Legend

|                              |  |
|------------------------------|--|
| <b>Hub Setting</b>           |  |
| <b>Lock Function Setting</b> |  |
| <b>Cam or Adaptor</b>        |  |

### Notes:

All drawings shown are in right hand configuration. Part numbers shown above are for 60mm backset lock, if 89mm is required substitute 3 for 4 i.e. 4772, or if 127mm lock is required, substitute 3 for 5 i.e. 5772



# Selector® 3772 Escape Locks

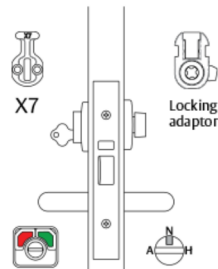
## Key Entry Escape Lock with Turn

**Part Number** 3772XT

Cylinder and turnknob.

**Outside:** Opened by key at all times. Opened by handle when unlocked. Key locks outside handle.

**Inside:** Opened by handle at all times. Turnknob locks or unlocks outside handle.



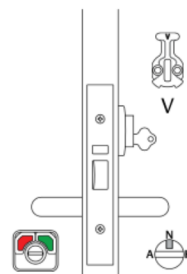
## Escape Lock with Internal Cylinder

**Part Number** 3772-V

Single cylinder.

**Outside:** Opened by handle when unlocked.

**Inside:** Opened by handle at all times. Key locks or unlocks outside handle and retracts bolt after unlocking lock.



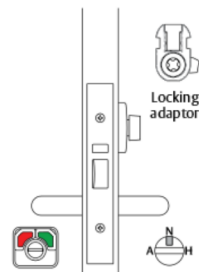
## Escape Lock with Turn

**Part Number** 3772-T

Turnknob inside.

**Outside:** Opened by handle when unlocked.

**Inside:** Opened by handle at all times. Turnknob locks or unlocks outside handle.



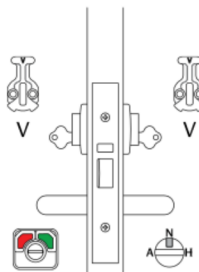
## Anti-vandal Escape Lock with Internal Cylinder

**Part Number** 3772VV

Double Cylinder.

**Outside:** Opened by handle when unlocked. Key locks or unlocks outside handle and retracts bolt after unlocking lock.

**Inside:** Opened by handle at all times. Key locks or unlocks outside handle and retracts bolt after unlocking lock.



### Notes:

All drawings shown are in right hand configuration. Part numbers shown above are for 60mm backset lock, if 89mm is required substitute 3 for 4 i.e. 4772, or if 127mm lock is required, substitute 3 for 5 i.e. 5772

### Legend

|                              |  |
|------------------------------|--|
| <b>Hub Setting</b>           |  |
| <b>Lock Function Setting</b> |  |
| <b>Cam or Adaptor</b>        |  |

# Selector® 3772 Escape Locks

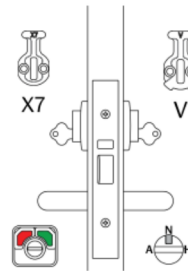
## Key Entry Escape Lock with Internal Cylinder

**Part Number** 3772XV

Double cylinder.

**Outside:** Opened by key at all times. Opened by handle when unlocked. Key locks outside handle.

**Inside:** Opened by handle at all times. Key locks or unlocks outside handle and retracts bolt after unlocking lock.



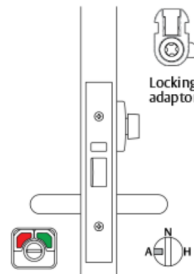
## Anti-lockout Escape Lock with Turn\*

**Part Number** 3772-TA

Turnknob inside.

**Outside:** Opened by handle when unlocked.

**Inside:** Opened by handle at all times. Turnknob locks or unlocks outside handle.



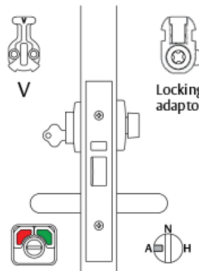
## Anti-lockout Anti-vandal Escape Lock with Turn\*

**Part Number** 3772VTA

Cylinder and turnknob.

**Outside:** Opened by handle when unlocked. Key locks or unlocks outside handle and retracts bolt after unlocking lock.

**Inside:** Opened by handle at all times. Turnknob locks or unlocks outside handle.



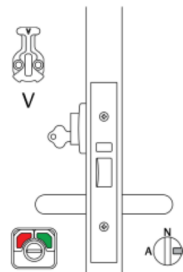
## Holdback Anti-vandal Escape Lock#

**Part Number** 3772V-H

Single cylinder.

**Outside:** Opened by handle when unlocked. Key locks or unlocks outside handle and retracts bolt after unlocking lock.

**Inside:** Opened by handle at all times.



### Notes:

All drawings shown are in right hand configuration. Part numbers shown above are for 60mm backset lock, if 89mm is required substitute 3 for 4 i.e. 4772, or if 127mm lock is required, substitute 3 for 5 i.e. 5772

\*Anti-lockout - Closing the door or retracting latch bolt unlocks the lock, preventing lockout situations.

# Holdback - Latch bolt can be held within the lock. **Holdback must not be activated on fire doors.**

For questions concerning our fire rated products, their specifications and their utilization please contact ASSA ABLOY or relevant Fire Door manufacturer.

### Legend

**Hub Setting**



**Lock Function Setting**



**Cam or Adaptor**



# Selector® 3772 Escape Locks

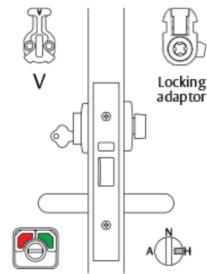
## Holdback Anti-vandal Escape Lock with Turn#

**Part Number** 3772VTH

Cylinder and turnknob.

**Outside:** Opened by handle when unlocked. Key locks or unlocks outside handle and retracts bolt after unlocking lock.

**Inside:** Opened by handle at all times. Turnknob locks or unlocks outside handle.



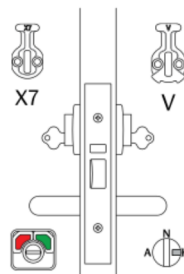
## Holdback Key Entry Escape Lock with Internal Cylinder#

**Part Number** 3772XVH

Double cylinder.

**Outside:** Opened by key at all times. Opened by handle when unlocked. Key locks outside handle.

**Inside:** Opened by handle at all times. Key locks or unlocks outside handle and retracts bolt after unlocking lock.



### Notes:

All drawings shown are in right hand configuration.

Part numbers shown above are for 60mm backset lock, if 89mm is required substitute 3 for 4 i.e. 4772, or if 127mm lock is required, substitute 3 for 5 i.e. 5772

\*Anti-lockout - Closing the door or retracting latch bolt unlocks the lock, preventing lockout situations.

#Holdback - latch bolt can be held within the lock. **Holdback must not be activated on fire doors.**

For questions concerning our fire rated products, their specifications and their utilization please contact ASSA ABLOY or relevant Fire Door manufacturer.

### Legend

**Hub Setting**



**Lock Function Setting**



**Cam or Adaptor**

