

Monitored Magnetic Locks

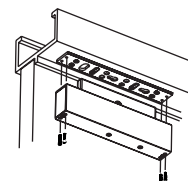


140kg

Z2-RS

Z2-RS MICRO MAGNET

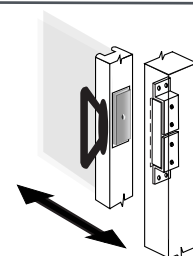
Size: (L)170 x (H)42 x (D)23
 Holding Force: 120kg - 140kg
 Current Draw: 280mA (12vdc) 140mA (24 vdc)
 Suitable For: Cabinets, Lockers, Drawers.
 Monitoring: Reed Switch (Door Closed)
 Order Code: 770150-010



Z4R-HS

Z4R-HS / EML2 MINI MAGNET RECESSED

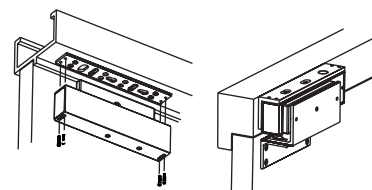
Size: (L)182 x (H)39 x (D)25
 Holding Force: 250kg - 280kg
 Current Draw: 450mA (12vdc) 225mA (24vdc)
 Suitable For: Sliding Door - Aluminium.
 Monitoring: Hall Effect (Door Locked)
 Order Code: 770300-210



Z4-HR

Z4-HR / EML2H MINI MAGNET

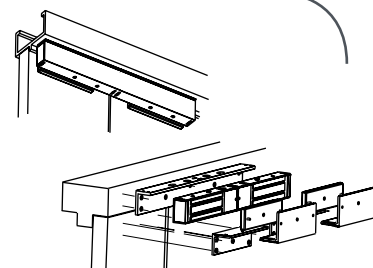
Size: (L)238 x (H)48 x (D)27
 Holding Force: 250kg - 280kg
 Current Draw: 450mA (12vdc) 225mA (24vdc)
 Suitable For: Single Doors - Wood, Aluminium, Steel
 Monitoring: Hall Effect (Door Locked) and Reed Switch (Door Closed)
 Order Code: 770300-012



Z4D-HR

Z4D-HR / EML2HD MINI DOUBLE MAGNET

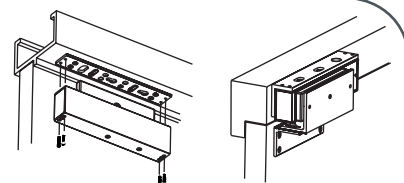
Size: (L)476 x (H)48 x (D)27
 Holding Force: 250kg - 280kg each door
 Current Draw: 900mA (12vdc) 450mA (24vdc)
 Suitable For: Double Doors - Wood, Aluminium, Steel
 Monitoring: Hall Effect (Door Locked) and Reed Switch (Door Closed)
 Order Code: 770300-112



Z8-HR

Z8-HR / EML6 STANDARD MAGNET

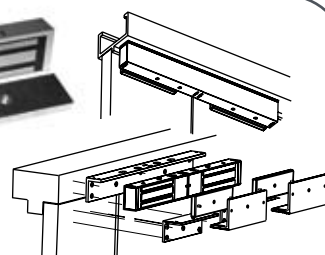
Size: (L)266 x (H)72 x (D)40
 Holding Force: 550kg - 580kg
 Current Draw: 512mA (12vdc) 256mA (24vdc)
 Suitable For: Single Doors - Wood, Aluminium, Steel
 Monitoring: Hall Effect (Door Locked) and Reed Switch (Door Closed)
 Order Code: 770600-012



Z8D-HR

Z8D-HR / EML10 STANDARD MAGNET DOUBLE

Size: (L)532 x (H)72 x (D)40
 Holding Force: 550kg - 580kg each door
 Current Draw: 1024mA (12vdc) 512mA (24vdc)
 Suitable For: Double Doors - Wood, Aluminium, Steel
 Monitoring: Hall Effect (Door Locked) and Reed Switch (Door Closed)
 Order Code: 770600-112



280kg

580 kg