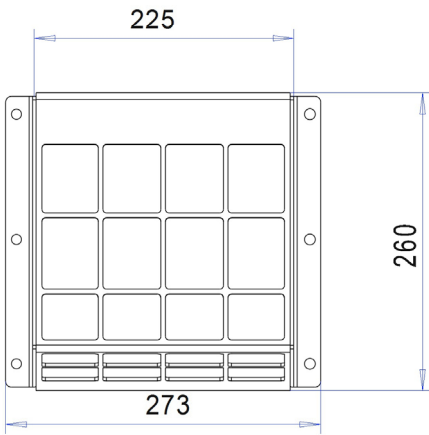

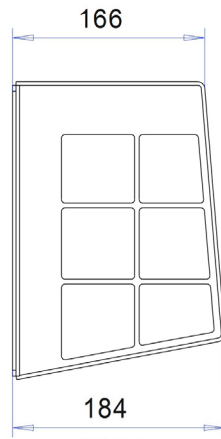


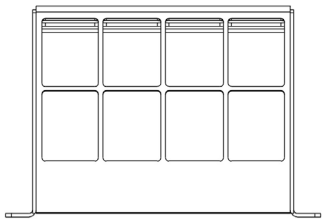
TOP



FRONT



SIDE



BASE

SDC090A02-3 GENERAL ARRANGEMENT

SDC090A02

MATERIAL 3.0MM WHITE POWDER COATED GALV SHEET 163 X 221 X 255MM INTERNAL HEIGHT.

SDC090A03

MATERIAL 3.0MM WHITE POWDER COATED 304 GRADE STAINLESS STEEL 163 X 221 X 255MM INTERNAL HEIGHT.