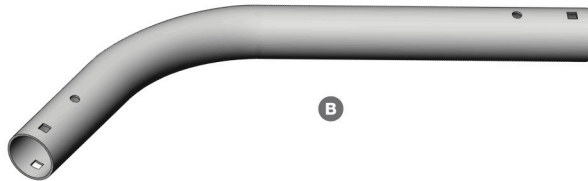
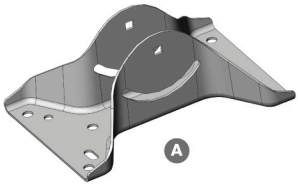


Installation Guide

Universal Antenna Mount

Model: UB-AM



C

D

E

Contents


	Contents	Qty.
A	Base	1
B	Pole	1
C	M6 pivot bolt	1
D	M6 adjusting bolt	2
E	M6 serrated flange nut	3

Tools Required for Mounting

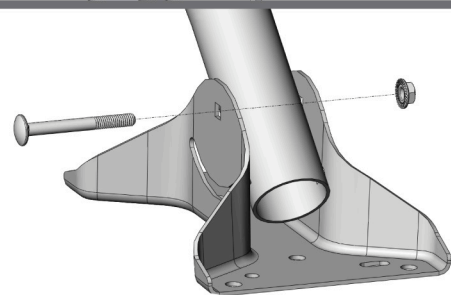
10mm wrench (Qty. 1)

* Products may be different from pictures and are subject to change without prior notice

1 Install the base to the mounting surface



2 Install the pole to the base using pivot bolt



3 Install adjusting bolts

