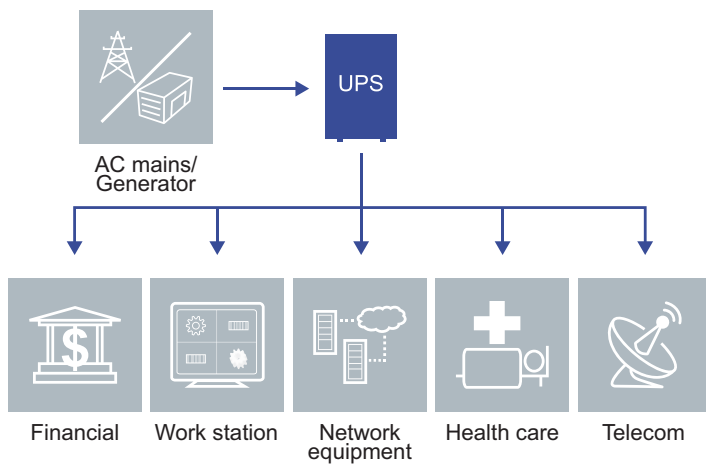


CSCRT Rack/Tower Series

1kVA, 2kVA, 3kVA



Typical application



Key features


- True double-conversion design with high adaptability to harsh mains conditions
- Real PF 1 can provide more power in same space
- High efficiency results in energy saving
- Adjustable charging current and flexible battery configuration
- Optimized charging method to expand battery life time.
- Built-in OVCD protection, fan lock detection, over temperature detection, overload warning to enhance the product reliability
- Programmable outlet group will extend back up time for most critical equipment
- Automatic detect additional EBM quantity will simplify EBM installation for IT users
- Compact size requiring small installation space
- Hot swappable battery will save customer service cost
- Low audible noise at typical load
- Dot matrix LCD support up to 10 languages for easy installation and service.
- Embedded Ethernet port solution provide safe network connection to Cloud which will meet the increasing IoT trend
- WLAN module for IoT connection
- Mobile APP for monitoring, configuration. Support Android/iOS
- USB HID enable monitoring on UPS without software installation
- Dry contactor for industrial condition
- Upgraded network card compliance with IEC standard cybersecurity
- Dry contactor for industrial condition
- Upgraded network card compliance with IEC standard cybersecurity



New full range double conversion UPS

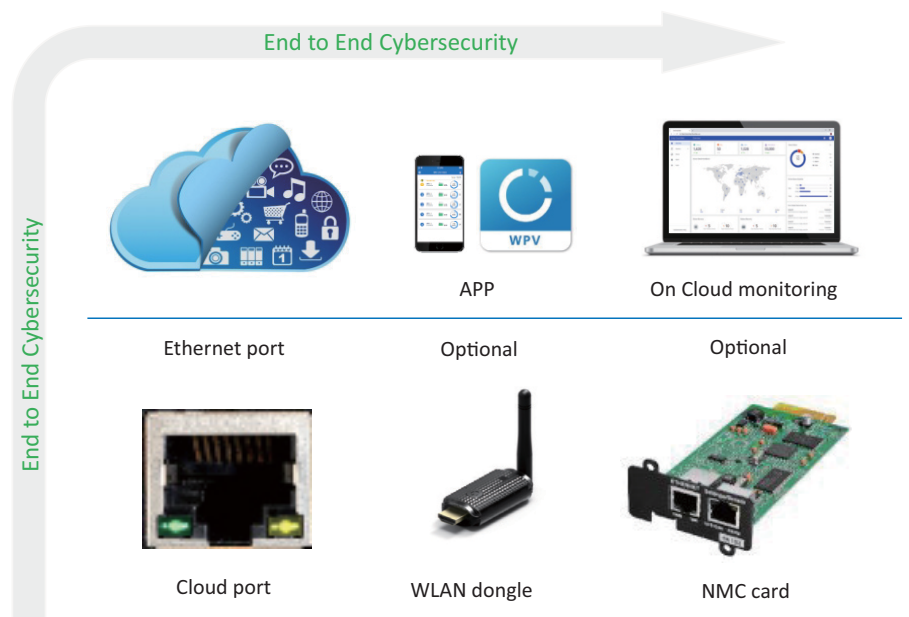
High density, true double conversion on-line power protection for IT (Information technology) and OT (operation technology) applications. Capable of supporting loads from 1 to 20kVA in a rack/tower convertible form with a 2U/3U space.

These latest range of UPS comes with future-proof connectivity design having the capability to connect to cloud seamlessly to allow the monitoring of the UPS online through any internet connected device. To ensure users information is safe and protected, these connectivity is compliant with IEC standard cybersecurity and GDPR regulation.



Network connected and data to cloud

- Easy to setup the Safe connection to Cloud
- Connect to Cloud through MQTT protocol (the most widely used IoT protocol)
- Real time health monitoring on the equipment to enable business continuity and failure prevention
- Remote monitoring, scheduled maintenance and UPS firmware upgrade *
- Improve the data visibility to the service people and end user
- Reduce the responsive time on product failure as Cloud push the exact information to end user and service people at the same time
- Create value added service opportunities based on digitalization transformation



Product rear panel



CSCRT RT 1K rear panel



CSCRT RT 2K rear panel



CSCRT RT 3K rear panel



CSCRT RT 1K EBM rear panel



CSCRT RT 2K-3K EBM rear panel

Product specification

Model name		CSCRT-1000	CSCRT-1000 LR
Power rating	VA/Watt	1000VA/1000W	1000VA/1000W
Efficiency	Double conversion mode	89%	89%
	ECO mode	96%	96%
Input performance	Voltage range	160-300V 100% load, 110-160V derating to 50% load linearly	160-300V 100% load, 110-160V derating to 50% load linearly
	Rated frequency	50Hz/60Hz	50Hz/60Hz
	Frequency range	40Hz-70Hz(45Hz-55Hz 54Hz-66Hz @ load>60%)	40Hz-70Hz(45Hz-55Hz 54Hz-66Hz @ load>60%)
	PF	>0.99	>0.99
	THDI	<5%	<5%
Input connection		IEC C14	IEC C14
Output performance	Rated voltage	200/208/220/230/240 VAC(derating 10% at 208V, derating 20% at 200V)	200/208/220/230/240 VAC(derating 10% at 208V, derating 20% at 200V)
	Rated frequency	50Hz/60Hz	50Hz/60Hz
	Maximum PF	1	1
	Voltage accuracy	±1%	±1%
	THDv	<1% linear load <5% non linear load	<1% linear load <5% non linear load
	Transfer time	0ms(4ms @ line <-> bypass;10ms @ ECO <->Inverter)	0ms(4ms @ line <-> bypass;10ms @ ECO <->Inverter)
	Crest Ratio	max 3:1	max 3:1
	Overload(line mode)	100%<load≤105% continuous. 105%< load ≤125% for 3 minutes 125<load≤150% for 30 seconds. >150% for 500ms.	100%<load≤105% continuous. 105%< load ≤125% for 3 minutes 125<load≤150% for 30 seconds. >150% for 500ms.
Output connection	Wiring/socket	1 main outlet group (with 4 x IEC C13) and 1 programmable outlet group (with 4 x IEC C13)	1 main outlet group (with 4 x IEC C13) and 1 programmable outlet group (with 4 x IEC C13)
	Load segment control	Yes	Yes
Battery	Voltage	36VDC	36VDC
	Capacity(AH)	3 x 12V/7Ah	NA
	Backup time Typical value by default battery capacity, PF=1	"3.0min 100% load 12.2min 50% load"	NA
Maximum connect external battery module quantity		4	4
Charger	Charging current	1.5A	8A
	Recharging time	3h to 90%	NA

Product specification

Model name		CSCRT-1000	CSCRT-1000 LR
Other working mode	CVCF	Yes (derating to 60% load)	Yes (derating to 60% load)
	Parallel	no	no
HMI(human-machine interface)	Display	Dot matrix LCD, rotatable manually(optional segment LCD)	Dot matrix LCD, rotatable manually(optional segment LCD)
	Language	10 Languages	10 Languages
	USB	USB 2.0 with HID	USB 2.0 with HID
	RS232	Yes(DB9)	Yes(DB9)
	Dry in/out	1 programble dry in; 1 programble dry out	1 programble dry in; 1 programble dry out
	EPO	yes	yes
	Intelignet slot	yes(for long card)	yes(for long card)
	Network card	Optional, NMC long card	Optional, NMC long card
	Modbus card	Optional,CMC/Modbus Long Card	Optional,CMC/Modbus Long Card
	Dry contactor card	Optional,AS400 Long Card	Optional,AS400 Long Card
	WLAN module	Optional,HDMI type	Optional,HDMI type
	Ethernet port for IOT	RJ45	RJ45
	Monitor software	Winpower	Winpower
	Physical performance	Dimension(W*D*H)MM	438*445*86.5(2U)
IP protection level		IP20	IP20
Environment	Operating temperature	0-40 C	0-40 C
	Relative Humidity	0-95%	0-95%
	Operating Altitude	0~3000m the load derating 1 % every up 100m @1000~3000m	0~3000m the load derating 1 % every up 100m @1000~3000m
	Acoustic Noise	<45dB @ typical load with battery fully charged	<45dB @ typical load with battery fully charged
Certification		CE,IEC/EN 62040	CE,IEC/EN 62040
EMI	Conduction/Radiation	C2	C2
EMS	ESD	IEC/EN 61000-4-2	IEC/EN 61000-4-2
	RS	IEC/EN 61000-4-3	IEC/EN 61000-4-3
	EFT	IEC/EN 61000-4-4	IEC/EN 61000-4-4
	Surge	IEC/EN 61000-4-5	IEC/EN 61000-4-5
Accessory	Maintenance bypass switch	NA	NA
	Input power cable	yes	yes
	Output power cable	yes,1*10A	yes,1*10A
	EBM cable	yes(in EBM)	yes(in EBM)
	USB cable	yes	yes
	RS232 cable	Optional	Optional
	Rail kit	Optional	Optional
	Tower Feet	yes	yes
	Rack ear	yes	yes
Manual	yes	yes	

Product specification

Model name		CSCRT-2000	CSCRT-2000-LR	CSCRT-3000	CSCRT-3000-LR
Power rating	VA/Watt	2000VA/2000W	2000VA/2000W	3000VA/3000W	3000VA/3000W
Efficiency	Double conversion mode	93%	93%	93%	93%
	ECO mode	97%	97%	97%	97%
Input performance	Voltage range	160-300V 100% load, 110-160V derating to 50% load linearly	160-300V 100% load, 110-160V derating to 50% load linearly	160-300V 100% load, 110-160V derating to 50% load linearly	160-300V 100% load, 110-160V derating to 50% load linearly
	Rated frequency	50Hz/60Hz	50Hz/60Hz	50Hz/60Hz	50Hz/60Hz
	Frequency range	40Hz-70Hz(45Hz-55Hz 54Hz-66Hz @ load>60%)	40Hz-70Hz(45Hz-55Hz 54Hz-66Hz @ load>60%)	40Hz-70Hz(45Hz-55Hz 54Hz-66Hz @ load>60%)	40Hz-70Hz(45Hz-55Hz 54Hz-66Hz @ load>60%)
	PF	>0.99	>0.99	>0.99	>0.99
	THDI	<5%	<5%	<5%	<5%
Input connection		IEC C20	IEC C20	IEC C20	IEC C20
Output performance	Rated voltage	200/208/220/230/240 VAC(derating 10% at 208V, derating 20% at 200V)	200/208/220/230/240 VAC(derating 10% at 208V, derating 20% at 200V)	200/208/220/230/240 VAC(derating 10% at 208V, derating 20% at 200V)	200/208/220/230/240 VAC(derating 10% at 208V, derating 20% at 200V)
	Rated frequency	50Hz/60Hz	50Hz/60Hz	50Hz/60Hz	50Hz/60Hz
	Maximum PF	1	1	1	1
	Voltage accuracy	±1%	±1%	±1%	±1%
	THDv	<1% linear load <5% non linear load	<1% linear load <5% non linear load	<1% linear load <5% non linear load	<1% linear load <5% non linear load
	Transfer time	0ms(4ms @ line <-> bypass;10ms @ ECO <->Inverter)	0ms(4ms @ line <-> bypass;10ms @ ECO <->Inverter)	0ms(4ms @ line <-> bypass;10ms @ ECO <->Inverter)	0ms(4ms @ line <-> bypass;10ms @ ECO <->Inverter)
	Crest Ratio	max 3:1	max 3:1	max 3:1	max 3:1
Overload(line mode)	100%<load≤105% continuous. 105%< load ≤125% for 3 minutes 125%<load≤150% for 30 seconds. >150% for 500ms.	100%<load≤105% continuous. 105%< load ≤125% for 3 minutes 125%<load≤150% for 30 seconds. >150% for 500ms.	100%<load≤105% continuous. 105%< load ≤125% for 3 minutes 125%<load≤150% for 30 seconds. >150% for 500ms.	100%<load≤105% continuous. 105%< load ≤125% for 3 minutes 125%<load≤150% for 30 seconds. >150% for 500ms.	
Output connection	Wiring/socket	1 main outlet group (with 4 x IEC C13) and 1 programmable outlet group (with 4 x IEC C13)	1 main outlet group (with 4 x IEC C13) and 1 programmable outlet group (with 4 x IEC C13)	1 main outlet group (with 1 x IEC C19 + 4 x IEC C13) and 1 programmable outlet group (with 4 x IEC C13)	1 main outlet group (with 1 x IEC C19 + 4 x IEC C13) and 1 programmable outlet group (with 4 x IEC C13)
	Load segment control	Yes	Yes	Yes	Yes
Battery	Voltage	72VDC	72VDC	72VDC	72VDC
	Capacity(AH)	6 x 12V/7Ah	NA	6 x 12V/9Ah	NA
	Backup time Typical value by default battery capacity, PF=1	"3.3min 100% load 12.9min 50% load"	NA	"2.5min 100% load 9.3min 50% load"	NA
Maximum connect external battery module quantity		4	4	4	4
Charger	Charging current	1.5A	8A	1.5A	8A
	Recharging time	3h to 90%	NA	3h to 90%	NA

Product specification

Model name		CSCRT-2000	CSCRT-2000-LR	CSCRT-3000	CSCRT-3000-LR
Other working mode	CVCF	Yes (derating to 60% load)	Yes (derating to 60% load)	Yes (derating to 60% load)	Yes (derating to 60% load)
	Parallel	no	no	no	no
HMI(human-machine interface)	Display	Dot matrix LCD, rotatable manually(optional segment LCD)	Dot matrix LCD, rotatable manually(optional segment LCD)	Dot matrix LCD, rotatable manually(optional segment LCD)	Dot matrix LCD, rotatable manually(optional segment LCD)
	Language	10 Languages	10 Languages	10 Languages	10 Languages
	USB	USB 2.0 with HID	USB 2.0 with HID	USB 2.0 with HID	USB 2.0 with HID
	RS232	Yes(DB9)	Yes(DB9)	Yes(DB9)	Yes(DB9)
	Dry in/out	1 programble dry in; 1 programble dry out	1 programble dry in; 1 programble dry out	1 programble dry in; 1 programble dry out	1 programble dry in; 1 programble dry out
	EPO	yes	yes	yes	yes
	Intelnegnet slot	yes(for long card)	yes(for long card)	yes(for long card)	yes(for long card)
	Network card	Optional, NMC long card	Optional, NMC long card	Optional, NMC long card	Optional, NMC long card
	Modbus card	Optional,CMC/Modbus Long Card	Optional,CMC/Modbus Long Card	Optional,CMC/Modbus Long Card	Optional,CMC/Modbus Long Card
	Dry contactor card	Optional,AS400 Long Card	Optional,AS400 Long Card	Optional,AS400 Long Card	Optional,AS400 Long Card
	WLAN module	Optional,HDMI type	Optional,HDMI type	Optional,HDMI type	Optional,HDMI type
	Ethernet port for IOT	RJ45	RJ45	RJ45	RJ45
	Monitor software	Winpower	Winpower	Winpower	Winpower
	Physical performance	Dimension(W*D*H)MM	438*600*86.5(2U)	438*600*86.5(2U)	438*600*86.5(2U)
IP protection level		IP20	IP20	IP20	IP20
Environment	Operating temperature	0-40 C	0-40 C	0-40 C	0-40 C
	Relative Humidity	0-95%	0-95%	0-95%	0-95%
	Operating Altitude	0~3000m (the load derating 1 % every up 100m @1000~3000m)	0~3000m (the load derating 1 % every up 100m @1000~3000m)	0~3000m (the load derating 1 % every up 100m @1000~3000m)	0~3000m (the load derating 1 % every up 100m @1000~3000m)
	Acoustic Noise	<50dB @ typical load with battery fully charged	<50dB @ typical load with battery fully charged	<50dB @ typical load with battery fully charged	<50dB @ typical load with battery fully charged
Certification		CE,IEC/EN 62040	CE,IEC/EN 62040	CE,IEC/EN 62040	CE,IEC/EN 62040
EMI	Conduction/Radiation	C2	C2	C2	C2
EMS	ESD	IEC/EN 61000-4-2	IEC/EN 61000-4-2	IEC/EN 61000-4-2	IEC/EN 61000-4-2
	RS	IEC/EN 61000-4-3	IEC/EN 61000-4-3	IEC/EN 61000-4-3	IEC/EN 61000-4-3
	EFT	IEC/EN 61000-4-4	IEC/EN 61000-4-4	IEC/EN 61000-4-4	IEC/EN 61000-4-4
	Surge	IEC/EN 61000-4-5	IEC/EN 61000-4-5	IEC/EN 61000-4-5	IEC/EN 61000-4-5
Accessory	Maintenance bypass switch	NA	NA	NA	NA
	Input power cable	yes	yes	yes	yes
	Output power cable	yes,1*10A	yes,1*10A	yes,1*10A	yes,1*10A
	EBM cable	yes(in EBM)	yes(in EBM)	yes(in EBM)	yes(in EBM)
	USB cable	yes	yes	yes	yes
	RS232 cable	Optional	Optional	Optional	Optional
	Rail kit	Optional	Optional	Optional	Optional
	Tower Feet	yes	yes	yes	yes
	Rack ear	yes	yes	yes	yes
Manual	yes	yes	yes	yes	