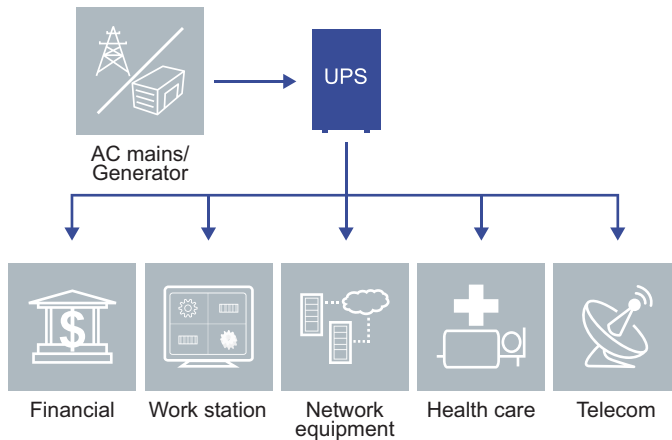


# CSCRT Rack/Tower Series

6K/10K/6KL/10KL



## Typical application



## Key features


- True double-conversion design with high adaptability to harsh mains conditions
- Real PF 1 can provide more power in same space
- High efficiency results in energy saving
- Adjustable charging current and flexible battery configuration
- Optimized charging method to expand battery life time.
- Built-in OVCD protection, fan lock detection, over temperature detection, overload warning to enhance the product reliability
- Programmable outlet group will extend back up time for most critical equipment (6-20K need PDU model)
- Automatic detect additional EBM quantity will simplify EBM installation for IT users
- Compact size requiring small installation space
- Low audible noise at typical load
- Dot matrix LCD support up to 10 languages for easy installation and service.
- Embedded Ethernet port solution provide safe network connection to Cloud which will meet the increasing IoT trend
- WLAN module for IoT connection
- Mobile APP for monitoring, configuration. Support Android/iOS
- USB HID enable monitoring on UPS without software installation
- Dry contactor for industrial condition
- Upgraded network card compliance with IEC standard cybersecurity



## New full range double conversion UPS

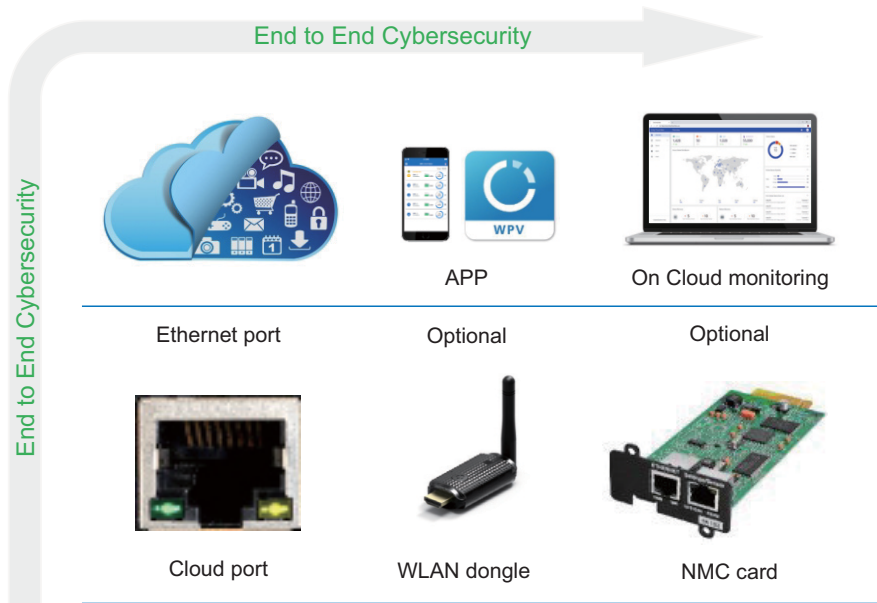
High density, true double conversion on-line power protection for IT (Information technology) and OT (operation technology) applications. Capable of supporting loads from 1 to 20kVA in a rack/tower convertible form with a 2U/3U space.

These latest range of UPS comes with future-proof connectivity design having the capability to connect to cloud seamlessly to allow the monitoring of the UPS online through any internet connected device. To ensure users information is safe and protected, these connectivity is compliant with IEC standard cybersecurity and GDPR regulation.




## Network connected and data to cloud

- Easy to setup the Safe connection to Cloud
- Connect to Cloud through MQTT protocol (the most widely used IoT protocol)
- Real time health monitoring on the equipment to enable business continuity and failure prevention
- Remote monitoring, scheduled maintenance and UPS firmware upgrade \*
- Improve the data visibility to the service people and end user
- Reduce the responsive time on product failure as Cloud push the exact information to end user and service people at the same time
- Create value added service opportunities based on digitalization transformation



## Product rear panel



CSCRT RT 6K-10K rear panel



CSCRT RT 6K-10K EBM rear panel



CSCRT RT 6K-10K MBP rear panel



RELIABLE POWER SOLUTIONS FOR A NON-STOP WORLD

Address: 9/20 Duerdin Street  
Clayton VIC 3168  
Phone: +61 3 9706 0045  
Fax: +61 3 9706 8003

Web: [www.upsonic.com.au](http://www.upsonic.com.au)

Copyright © 2022 UPSONIC POWER PTY LTD  
All Rights Reserved.

# Product specification

Model name		CSCRT-6000	CSCRT-6000-LR	CSCRT-10000	CSCRT-10000-LR
Power rating	VA/Watt	6000VA/6000W	6000VA/6000W	10000VA/10000W	10000VA/10000W
Eficiency	Double conversion mode	95%	95%	95%	95%
	ECO mode	98%	98%	98%	98%
Input performance	Voltage range	160-275V 100% load, 110-160V derating to 50% load linearly	160-275V 100% load, 110-160V derating to 50% load linearly	160-275V 100% load, 110-160V derating to 50% load linearly	160-275V 100% load, 110-160V derating to 50% load linearly
	Rated frequency	50Hz/60Hz	50Hz/60Hz	50Hz/60Hz	50Hz/60Hz
	Frequency range	40Hz-70Hz(45Hz-55Hz 54Hz-66Hz @ load>60%)	40Hz-70Hz(45Hz-55Hz 54Hz-66Hz @ load>60%)	40Hz-70Hz(45Hz-55Hz 54Hz-66Hz @ load>60%)	40Hz-70Hz(45Hz-55Hz 54Hz-66Hz @ load>60%)
	PF	>0.995	>0.995	>0.995	>0.995
	THDI	<3% linear load <5% non linear load	<3% linear load <5% non linear load	<3% linear load <5% non linear load	<3% linear load <5% non linear load
Input connection		L/N/PE hardware terminal connection	L/N/PE hardware terminal connection	L/N/PE hardware terminal connection	L/N/PE hardware terminal connection
Output performance	Rated voltage	220/230/240V	220/230/240V	220/230/240V	220/230/240V
	Rated frequency	50Hz/60Hz	50Hz/60Hz	50Hz/60Hz	50Hz/60Hz
	Maximum PF	1	1	1	1
	Voltage accuracy	±1%	±1%	±1%	±1%
	THDv	<1% linear load <5% non linear load	<1% linear load <5% non linear load	<1% linear load <5% non linear load	<1% linear load <5% non linear load
	Transfer time	0ms(10ms @ ECO->Inverter)	0ms(10ms @ ECO->Inverter)	0ms(10ms @ ECO->Inverter)	0ms(10ms @ ECO->Inverter)
	Crest Ratio	max 3:1	max 3:1	max 3:1	max 3:1
Overload(line mode)	100%<load≤105% continuous. 105%< load ≤125% for 10 minutes 125<load≤150% for 30 seconds. >150% for 500ms.	100%<load≤105% continuous. 105%< load ≤125% for 10 minutes 125<load≤150% for 30 seconds. >150% for 500ms.	100%<load≤105% continuous. 105%< load ≤125% for 10 minutes 125<load≤150% for 30 seconds. >150% for 500ms.	100%<load≤105% continuous. 105%< load ≤125% for 10 minutes 125<load≤150% for 30 seconds. >150% for 500ms.	
Output connection	Wiring/socket	L/N/PE hardware terminal connection	L/N/PE hardware terminal connection	L/N/PE hardware terminal connection	L/N/PE hardware terminal connection
	Load segment control	Optional (need MBP model)	Optional (need MBP model)	Optional (need MBP model)	Optional (need MBP model)
Battery	Voltage	192VDC(192 ~ 240VDC adjustable)	192VDC(192 ~ 240VDC adjustable)	192VDC(192 ~ 240VDC adjustable)	192VDC(192 ~ 240VDC adjustable)
	Capacity(AH)	16x12V/7Ah, 16 ~ 20pcs adjustable	NA	16x12V/9Ah, 16 ~ 20pcs adjustable	NA
	Backup time Typical value by default battery capacity, PF = 1	"3.6min 100% load 9.6min 50% load"	NA	"2.1min 100% load 8min 50% load"	NA
Maximum connect external battery module quantity		6	6	6	6
Charger	Charging current	1.4A(0-4A adjustable)	4A(0-12A adjustable)	2A(0-4A adjustable)	4A(0-12A adjustable)
	Recharging time	3h to 90%	NA	3h to 90%	NA
Other working mode	CVCF	Yes (derating to 60% load)	Yes (derating to 60% load)	Yes (derating to 60% load)	Yes (derating to 60% load)
	Parallel	Optional (up to 3)	Optional (up to 3)	Optional (up to 3)	Optional (up to 3)

# Product specification

Model name		CSCRT-6000	CSCRT-6000-LR	CSCRT-10000	CSCRT-10000-LR
HMI(human-machine interface)	Display	Dot matrix LCD, rotatable manually	Dot matrix LCD, rotatable manually	Dot matrix LCD, rotatable manually	Dot matrix LCD, rotatable manually
	Language	10 Languages	10 Languages	10 Languages	10 Languages
	USB	USB 2.0 with HID	USB 2.0 with HID	USB 2.0 with HID	USB 2.0 with HID
	RS232	Yes(DB9)	Yes(DB9)	Yes(DB9)	Yes(DB9)
	Dry in/out	1 programmable dry in; 1 programmable dry out	1 programmable dry in; 1 programmable dry out	1 programmable dry in; 1 programmable dry out	1 programmable dry in; 1 programmable dry out
	EPO	yes	yes	yes	yes
	Intelnignet slot	yes(for long card)	yes(for long card)	yes(for long card)	yes(for long card)
	Network card	Optional, NMC long card	Optional, NMC long card	Optional, NMC long card	Optional, NMC long card
	Modbus card	Optional,CMC/Modbus Long Card	Optional,CMC/Modbus Long Card	Optional,CMC/Modbus Long Card	Optional,CMC/Modbus Long Card
	Dry contactor card	Optional,AS400 Long Card	Optional,AS400 Long Card	Optional,AS400 Long Card	Optional,AS400 Long Card
	WLAN module	Optional,HDMI type	Optional,HDMI type	Optional,HDMI type	Optional,HDMI type
	Ethernet port for IOT	RJ45	RJ45	RJ45	RJ45
Monitor software	Winpower	Winpower	Winpower	Winpower	
Physical performance	Dimension(W D H)MM	5U height including 438x573x86.2 (power module, 2U) 438x593x129 (Battery, 3U)	438x573x86.2 (power module, 2U)	5U height including 438x573x86.2 (power module, 2U) 438x593x129 (Battery, 3U)	438x573x86.2 (power module, 2U)
	IP protection level	IP20	IP20	IP20	IP20
Environment	Operating temperature	0-50°C(power derating to 50% @40-50°C )	0-50°C(power derating to 50% @40-50°C )	0-50°C(power derating to 50% @40-50°C )	0-50°C(power derating to 50% @40-50°C )
	Relative Humidity	0-95%	0-95%	0-95%	0-95%
	Operating Altitude	0 ~ 3000m (the load derating 1 % every up 100m @1000 ~ 3000m)	0 ~ 3000m (the load derating 1 % every up 100m @1000 ~ 3000m)	0 ~ 3000m (the load derating 1 % every up 100m @1000 ~ 3000m)	0 ~ 3000m (the load derating 1 % every up 100m @1000 ~ 3000m)
	Acoustic Noise	<50dB @ typical load with battery fully charged	<50dB @ typical load with battery fully charged	<55dB @ typical load with battery fully charged	<55dB @ typical load with battery fully charged
Certi cation		CE,IEC/EN 62040	CE,IEC/EN 62040	CE,IEC/EN 62040	CE,IEC/EN 62040
EMI	Conduction/Radiation	C3	C3	C3	C3
EMS	ESD	IEC/EN 61000-4-2	IEC/EN 61000-4-2	IEC/EN 61000-4-2	IEC/EN 61000-4-2
	RS	IEC/EN 61000-4-3	IEC/EN 61000-4-3	IEC/EN 61000-4-3	IEC/EN 61000-4-3
	EFT	IEC/EN 61000-4-4	IEC/EN 61000-4-4	IEC/EN 61000-4-4	IEC/EN 61000-4-4
	Surge	IEC/EN 61000-4-5	IEC/EN 61000-4-5	IEC/EN 61000-4-5	IEC/EN 61000-4-5
Accessory	Maintenance bypass switch	Optional (build in 1 main outlet group with 1 x IEC C19 + 2 x IEC C13 and 1 programmable outlet group with 1 x IEC C19 + 2 x IEC C13)	Optional (build in 1 main outlet group with 1 x IEC C19 + 2 x IEC C13 and 1 programmable outlet group with 1 x IEC C19 + 2 x IEC C13)	Optional (build in 1 main outlet group with 1 x IEC C19 + 2 x IEC C13 and 1 programmable outlet group with 1 x IEC C19 + 2 x IEC C13)	Optional (build in 1 main outlet group with 1 x IEC C19 + 2 x IEC C13 and 1 programmable outlet group with 1 x IEC C19 + 2 x IEC C13)
	Input power cable	NA	NA	NA	NA
	Output power cable	NA	NA	NA	NA
	EBM cable	yes(in EBM)	yes(in EBM)	yes(in EBM)	yes(in EBM)
	USB cable	Yes	Yes	Yes	Yes
	RS232 cable	Optional	Optional	Optional	Optional
	Rail kit	Optional	Optional	Optional	Optional
	Tower Feet	Yes	Yes	Yes	Yes
	Rack ear	Yes	Yes	Yes	Yes
Manual	Yes	Yes	Yes	Yes	