

CSCT Tower Series

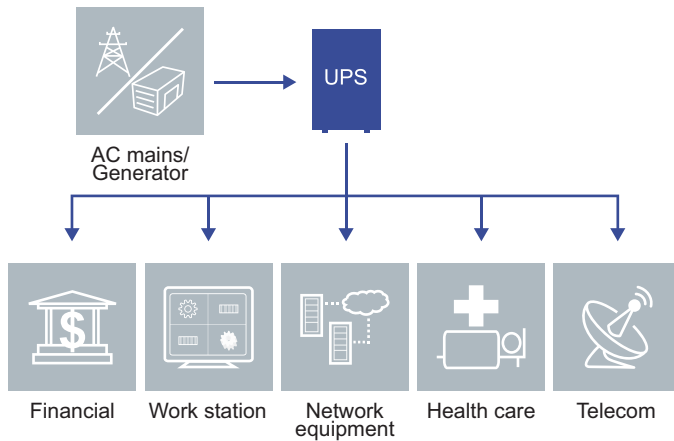
6-10K



Key features

- True double-conversion design with high adaptability to harsh mains conditions
- Real PF 1 can provide more power in same space
- High efficiency results in energy saving
- Adjustable charging current and flexible battery configuration
- Optimized charging method to expand battery life time
- Built-in OVCD protection, fan lock detection, over temperature detection, overload warning to enhance the product reliability
- Automatic detect additional EBM quantity will simplify EBM installation for IT users
- Low audible noise at typical load
- Dot matrix LCD support up to 10 languages for easy installation and service
- Embedded Ethernet port solution provide safe network connection to Cloud which will meet the increasing IoT trend
- WLAN module for IoT connection
- Mobile APP for monitoring, configuration. Support Android/iOS
- USB HID enable monitoring on UPS without software installation
- Dry contactor for industrial condition
- Upgraded network card compliance with IEC standard cybersecurity

Typical application




RELIABLE POWER SOLUTIONS FOR A NON-STOP WORLD

New full range double conversion UPS

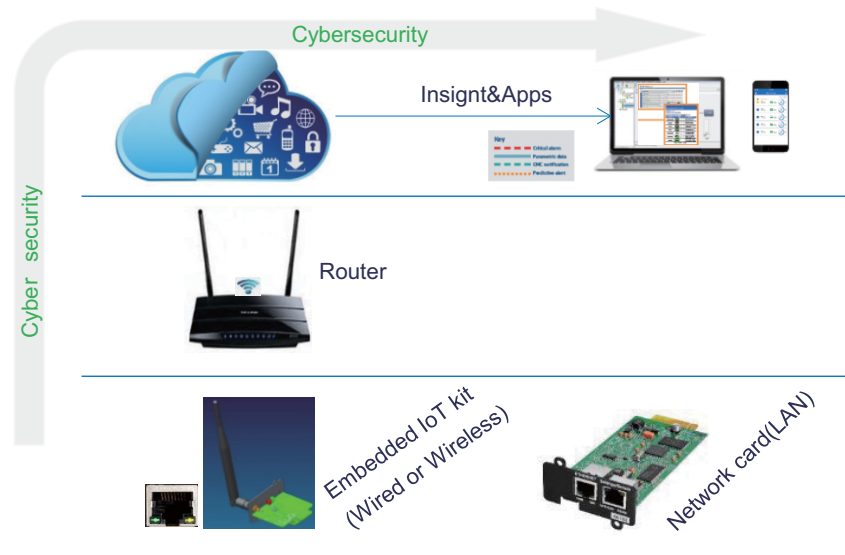
High density, true double conversion on-line power protection for IT (Information technology) and OT (operation technology) applications. Capable of supporting loads from 1 to 20kVA in a compact tower form.

These latest range of UPS comes with future-proof connectivity design having the capability to connect to cloud seamlessly to allow the monitoring of the UPS online through any internet connected device. To ensure users information is safe and protected, these connectivity is compliant with IEC standard cybersecurity




Network connected and data to cloud

- Easy to setup the Safe connection to Cloud
- Connect to Cloud through MQTT protocol (the most widely used IoT protocol)
- Real time health monitoring on the equipment to enable business continuity and failure prevention
- Remote monitoring, scheduled maintenance and UPS firmware upgrade *
- Improve the data visibility to the service people and end user
- Reduce the responsive time on product failure as Cloud push the exact information to end user and service people at the same time
- Create value added service opportunities based on digitalization transformation



* Will be launched soon

Product rear panel



Cloud Series Cirrus Tower 6-10K rear panel

Product specification

		CSCT-6000	CSCT-6000 LR	CSCT-10000	CSCT-10000 LR
Power rating	VA/Watt	6000VA/6000W		10000VA/10000W	
Eficiency	Double conversion mode	95%			
	ECO mode	98%			
Input performance	Voltage range	160-275V 100% load, 110-160V derating to 50% load linearly			
	Rated frequency	50Hz/60Hz			
	Frequency range	40Hz-70Hz(45Hz-55Hz 54Hz-66Hz @ load>60%)			
	PF	>0.995			
	THDI	<3% linear load <5% non linear load			
Input connection		L/N/PE hardware terminal connection			
Output performance	Rated voltage	220/230/240V			
	Rated frequency	50Hz/60Hz			
	Maximum PF	1			
	Voltage accuracy	± 1%			
	THDv	<1% linear load <5% non linear load			
	Transfer time	0ms(10ms @ ECO->Inverter)			
	Crest Ratio	max 3:1			
	Overload	100%<load≤105% continuous. 105%< load ≤125% for 10 minutes 125%<load≤150% for 30 seconds. > 150% for 500ms.			
Output connection	Wiring/socket	L/N/PE hardware terminal connection			
Battery	Voltage	192VDC(192 ~ 240VDC adjustable)			
	Capacity(AH)	16x12V/7Ah, 16 ~ 20pcs adjustable	NA	16x12V/9Ah, 16 ~ 20pcs adjustable	NA
	Backup time Typical value by default battery capacity, PF= 1	3.6min 100% load 9.6min 50% load	NA	2.1min 100% load 8min 50% load	NA
Maximum connect external battery module quantity		6			
Charger	Charging current	1.4A(0-4A adjustable)		2A(0-4A adjustable)	4A(0-12A adjustable)
	Recharging time	3h to 90%	NA	3h to 90%	NA
Other working mode	CVCF	Yes (derating to 60% load)			
	Parallel	Optional (up to 3)			

Product specification

		CSCT-6000	CSCT-6000 LR	CSCT-10000	CSCT-10000 LR
HMI(human-machine interface)	Display	Dot matrix LCD			
	Language	10 Languages			
	USB	USB 2.0 with HID			
	RS232	Yes(DB9)			
	Dry in/out	1 programble dry in; 1 programble dry out			
	EPO	yes			
	Intelignet slot	yes(for long card)			
	Network card	Optional, NMC long card			
	Modbus card	Optional,CMC/Modbus Long Card			
	Dry contactor card	Optional,AS400 Long Card			
	WLAN module	Optional,HDMI type			
	Ethernet port for IOT	RJ45			
	Monitor software	Winpower			
Physical performance	Dimension(WxDxH)MM	220x492x589	220x492x348	220x492x589	220x492x348
	IP protection level	IP20			
Environment	Operating temperature	0-50°C (power derating to 50% @40-50°C)			
	Relative Humidity	0-95%			
	Operating Altitude	0 ~ 3000m (the load derating 1 % every up 100m @1000 ~ 3000m)			
	Acoustic Noise	<50dB @ typical load with battery fully charged			
Certi cation		CE,IEC/EN 62040			
EMI	Conduction/Radiation	C3			
EMS	ESD	IEC/EN 61000-4-2			
	RS	IEC/EN 61000-4-3			
	EFT	IEC/EN 61000-4-4			
	Surge	IEC/EN 61000-4-5			
Accessory	Maintenance bypass switch	Standard offer			
	Input power cable	NA			
	Output power cable	NA			
	EBM cable	yes(in EBM)			
	USB cable	Yes			
	RS232 cable	Optional			
	Manual	Yes			